

# Annual Comprehensive Financial Report



**For the Year Ended December 31, 2024**

# *Douglas County, Colorado*

---

## **BOARD OF COUNTY COMMISSIONERS**

Abe Laydon, District 1

George Teal, District 2

Kevin Van Winkel, District 3

## **COUNTY MANAGER**

Douglas J. DeBord

## **DIRECTOR OF FINANCE**

N. Andrew Copland

## **ASSISTANT DIRECTOR OF FINANCE**

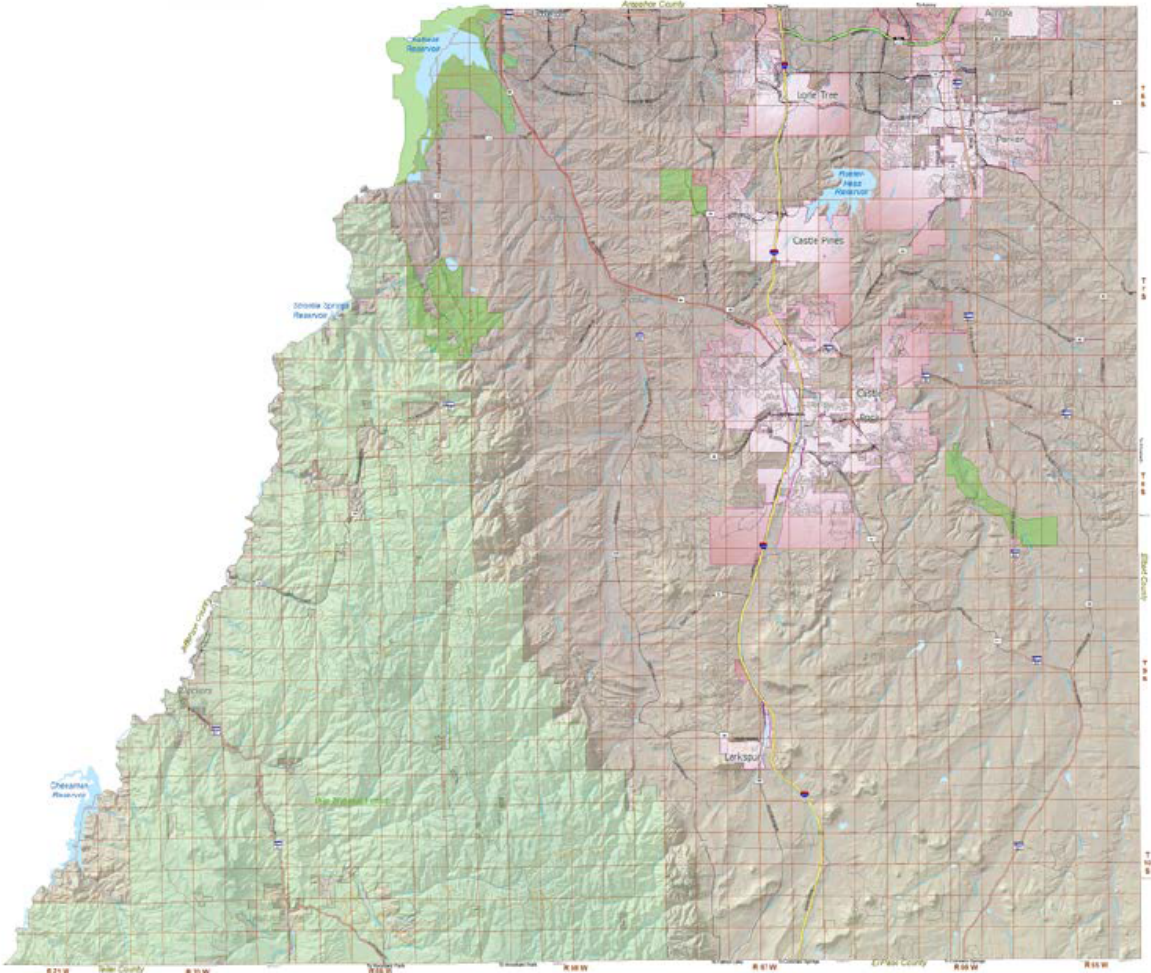
Christie Guthrie

---

100 Third Street, Castle Rock, Colorado 80104  
(303) 660-7400

# *Annual Comprehensive Financial Report*

DOUGLAS COUNTY, COLORADO



## *For The Year Ended December 31, 2024*

Prepared by the  
Finance Department  
Member of Government Finance Officers Association  
of The United States and Canada

**DOUGLAS COUNTY, COLORADO**  
Annual Comprehensive Financial Report  
Year Ended December 31, 2024

**Table of Contents**

	<b>Page</b>
<b>Introductory Section</b> (Not Subjected to Auditing Procedures)	
Letter of Transmittal	1
Douglas County Government Organization	8
Certificate of Achievement for Excellence in Financial Reporting	11
<b>Financial Section</b>	
Independent Auditor’s Report	12
Management’s Discussion and Analysis	16
Basic Financial Statements:	
Government-wide Financial Statements:	
Statement of Net Position	36
Statement of Activities	37
Governmental Fund Financial Statements:	
Balance Sheet	38
Reconciliation of the Governmental Funds Balance Sheet to the Governmental Activities on the Statement of Net Position	41
Statement of Revenues, Expenditures, and Changes in Fund Balance	42
Reconciliation of the Statement of Revenues, Expenditures, and Changes in Fund Balances of Governmental Funds to the Statement of Activities	45
Proprietary Fund Financial Statements:	
Statement of Net Position	46
Statement of Revenues, Expenses, and Changes in Fund Net Position	47
Statement of Cash Flows	48
Fiduciary Fund Financial Statements:	
Statement of Fiduciary Net Position	49
Statement of Changes in Fiduciary Net Position	50
Notes to Basic Financial Statements	51

**DOUGLAS COUNTY, COLORADO**  
Annual Comprehensive Financial Report  
Year Ended December 31, 2024

**Table of Contents**

	<b>Page</b>
<b>Required Supplementary Information Other than MD&amp;A:</b>	
Schedules of Revenues, Expenditures, and Changes in Fund Balance – Actual and Budget:	
Major Funds:	
General Fund	86
Road and Bridge Fund	90
Human Service Fund	92
Law Enforcement Authority Fund	93
Road Sales and Use Tax Fund	94
Transportation Infrastructure Sales and Use Tax Fund	95
Parks and Open Space Sales and Use Tax Fund	96
Justice Center Sales and Use Tax Fund	97
American Rescue Plan Act Fund	98
Notes to Required Supplementary Information	99
<b>Supplemental Information: (Subjected to Auditing Procedures)</b>	
Nonmajor Governmental Funds:	
Combining Balance Sheet	104
Combining Statement of Revenues, Expenditures, and Changes in Fund Balances	108
Schedules of Revenues, Expenditures, and Changes in Fund Balance – Actual and Budget:	
Nonmajor Funds:	
Developmental Disabilities Fund	112
Douglas County Health Department	113
Safety and Mental Health Fund	114
Infrastructure Fund	115
Rueter-Hess Recreation Area Fund	116
Conservation Trust Fund	117
Lincoln Station Sales Tax Improvement Fund	118
Solid Waste Disposal Fund	119
Woodmoor Mountain G.I.D.	120
Rocky Mountain High Intensity Drug Trafficking Area	121
Capital Expenditures Fund	122
LID Capital Construction Fund	123
Capital Replacement Fund	124
Internal Service Funds:	
Combining Statement of Net Position	127
Combining Statement of Revenues, Expenses, and Changes in Net Position	128
Combining Statement of Cash Flows	129

**DOUGLAS COUNTY, COLORADO**  
Annual Comprehensive Financial Report  
Year Ended December 31, 2024

**Table of Contents**

	<b>Page</b>
Schedules of Revenues, Expenditures, and Changes in Net Position – Actual and Budget:	
Internal Service Funds:	
Employee Benefits Fund	130
Property and Liability Fund	131
Medical, Dental and Vision Fund	132
Fiduciary Funds:	
Combining Statement of Fiduciary Net Position	134
Combining Statement of Changes in Fiduciary Net Position	135
<b>State Required Schedule:</b> (Subjected to Auditing Procedures)	
Local Highway Finance Report	138
<b>Statistical Section:</b> (Not subjected to Auditing Procedures)	
Net Position by Component	143
Changes in Net Position	144
Changes in Fund Balances, Governmental Funds	146
Fund Balances, Governmental Funds	148
Tax Revenues by Source, Governmental Funds	149
Assessed Value and Estimated Market Value of Taxable Property	150
Direct and Overlapping Property Tax Rates	151
Principal Property Tax Payors	152
Property Tax Levies and Collections	153
Ratios of Outstanding Debt by Type	154
Legal Debt Margin Information	155
Revenue Bond Coverage	156
Demographic and Economic Statistics	157
Principal Employers	158
Budgeted Full-Time Equivalent County Employees by Function / Program	159
Operating Indicators by Function / Program	160
Capital Asset Statistics by Function / Program	161

April 22, 2025

To the Board of County Commissioners and the Citizens of Douglas County:

The Annual Comprehensive Financial Report of Douglas County, Colorado for the fiscal year ended December 31, 2024 is hereby submitted.

This report consists of management's representations concerning the finances of Douglas County (hereafter referred to as the County). Consequently, management assumes full responsibility for both the accuracy of the presented data, and for the completeness and reliability of the information presented in this report. To provide a reasonable basis for making these representations, management of the County has established internal controls that are designed both to protect the government's assets from loss, theft or misuse and to compile sufficient reliable information for the preparation of the County's financial statements, in conformity with Generally Accepted Accounting Principles in the United States of America (US GAAP) as prescribed by the *Governmental Accounting Standards Board (GASB)*. Since the cost of internal controls should not outweigh their benefits, the County's internal controls have been designed to provide reasonable rather than absolute assurance the financial statements are free from material misstatement.

To the best of our knowledge and belief, this financial report is accurate in all material aspects and reported in a manner which fairly represents the financial position and results of operations of the County as measured by the financial activity of its various funds. Further, we believe all disclosures that are necessary to enable the reader to gain the maximum understanding of the County's financial activities have been included.

Colorado Revised Statutes (CRS) 29-1-603 requires local governments to complete an annual audit of their financial statements, performed in accordance with generally accepted auditing standards, by a firm of licensed certified public accountants. The audit as well as the audit report shall be completed and submitted to the State within seven months after the close of the fiscal year. CRS 29-6-605 requires the financial statements be presented in conformity with US GAAP.

The County's financial statements have been audited by Fovis Mazars, LLP. The goal of the independent audit is to provide reasonable assurance that the financial statements of the County, for the fiscal year ended December 31, 2024 are free of material misstatement. The independent audit involves examining, on a test basis, evidence supporting the amounts and disclosures in the financial statements, assessing the accounting principles used as well as the significant estimates made by management, and evaluating the overall financial statement presentation. The independent auditor, based upon their audit, rendered an unmodified opinion, concluding that these financial statements are fairly presented in conformity with US GAAP. The independent auditor's report is presented in the financial section of this report.

In addition to meeting the requirements set forth in state statutes, the audit included a federally mandated Single Audit designed to meet the needs of federal grantor agencies (2 CFR 200 Uniform Guidance). The standards governing Single Audit engagements require the independent auditor to report not only on the fair presentation of the financial statements, but also on the government's

internal controls and compliance with legal requirements involved in the administration of federal awards. The reports issued by the independent auditors are presented in a separately issued Single Audit Report.

GASB requires that management provide a narrative introduction, overview, and analysis to accompany the basic financial statements in the form of Management's Discussion and Analysis (MD&A). This letter of transmittal is designed to complement the MD&A and should be read in conjunction with it. The MD&A can be found immediately following the report of the independent auditors.

### **Profile of Douglas County**

Douglas County was formed in 1861 as one of the first sixteen Colorado counties originally stretching from the Rocky Mountains to the Kansas border. Today the County covers almost 844 square miles highlighting the beauty of the mountains, foothills and plains along the I-25 corridor between Denver and Colorado Springs. Urban areas, include unincorporated Highlands Ranch, the City of Lone Tree, the City of Castle Pines, and the towns of Castle Rock (county seat), Parker and Larkspur. We are recognized for being one of the most family friendly communities in Colorado. The County has an estimated population of 383,911 persons.

The County provides a wide range of services that include law enforcement and public safety, planning and zoning, parks and open space, highways and streets, culture and recreation, public health and human services, elections, and general administrative services.

The three-member Board of County Commissioners (BOCC) serves as the legislative, policy-making and administrative body governing the unincorporated area of the County. The commissioners are elected at large from one of three geographical districts and serve staggered four-year terms (term-limited to two terms).

Budget authorization is one of the few oversight roles the Board can legally exercise with the other elected officials, who derive their responsibilities and authorities from statute. Those six elected offices include Assessor, Clerk and Recorder, Coroner, Sheriff, Surveyor and Treasurer.

The County is one of four counties, along with Arapahoe, Elbert and Lincoln counties in the Eighteenth Judicial District served by the District Attorney, an elected official responsible for prosecuting all criminal case filings. On March 3, 2020 Governor Polis signed House Bill 20-1026 which split the 18th Judicial District and created a new 23rd District. Until 2025 the 18th Judicial District encompasses Arapahoe, Douglas, Lincoln and Elbert Counties. Pursuant to House Bill 20-1026, Douglas, Lincoln, and Elbert counties will encompass the new 23rd Judicial District, and Arapahoe County will remain as the sole county within the 18th Judicial District. The creation of the new judicial district is driven by the area's population growth: The four counties combined population now exceeds 1 million and is the largest district in the State. The 23rd Judicial District became a fully functional district on January 14, 2025. Establishing the 23rd Judicial District necessitated identifying satellite office space in northern Douglas County, strategically located near public transportation, to support DA Diversion and Probation services.

The Board is directly supported by the County Manager, and the County Attorney. Appointed officials manage the remainder of the County's functions, including a Deputy County Manager, Budget, Community Justice Services, Emergency Management, Engineering, Finance, Human Resources, Human Services, Information Technology, Facilities, Fleet and Emergency Support Services, Open Space and Natural Resources, Planning and Community Development, Public Affairs and Public Works.

The Board is charged with the responsibility of providing adequate budget appropriations to fund statutory functions, as well as responding to the service needs of the citizens. In turn, the other elected and appointed officials are charged with managing their authorized budgets to meet their statutory obligations and service demands as cost-effectively as possible. The Board is required to adopt a final budget by December 15th. The adopted budget becomes the County's annual financial plan and mechanism to control spending.

The Board is also financially accountable for five blended component units, the Douglas County Law Enforcement Authority, the Douglas County Woodmoor Mountain General Improvement District, the Lincoln Station Local Improvement District, the Douglas County Deputy Sheriff's Association and the Fallen Officers Fund. The Sheriff's Forfeiture Fund, the Deputy Sheriff's Association and the Fallen Officers Fund are subject to audit, but not to budget law, and are also included in the financial statements of the County.

### **Factors Affecting the Financial Condition of Douglas County**

Douglas County is perfectly located as the centerpiece of the Denver/Colorado Springs development corridor featuring a blend of business-friendly environment and a quality lifestyle uniquely positioning the County for economic success. There is an abundance of highly educated, skilled, knowledgeable workers living halfway between Colorado's two largest cities; an ever improving transportation system that includes a general aviation airport, light rail transit and an expanding freeway system; adequate water and power for new growth; a nationally-recognized public education system; a state tax rate among the lowest in the country; an inventory of available office space and entitled sites for construction of new offices and shops, and business-friendly government leaders.

Municipalities located within the boundaries of the County include, the Town of Castle Rock, population 80,950 (21.09%), the Town of Parker, population 63,487 (16.54%), the City of Lone Tree, population 14,741 (3.84%), the City of Castle Pines, population 13,692 (3.57%), Aurora, population within Douglas County 3,761 (0.98%), Littleton, population within Douglas County 640, and Larkspur, population 209 (both less than 1.0%), contain 177,480 or 46.23% of the County's population. Unincorporated Douglas County contains the remaining 53.77%, or approximately 206,431 citizens.

### **Financial Policy and Budgetary Initiative Affects**

Ad valorem, or property taxes, serve as the primary revenue source for the statutory and general government services. In 2024, the County collected \$234.6 million in property taxes, a \$66.4 million (39.5%) increase over 2023. Property taxes collected in 2024 are based upon assessed property values as of June 30, 2023. 2025 will be a reappraisal year. The Board of County Commissioners leveraged the County's mill levy by 3.679 mills and returned \$37.8 million (18.6% of the County mill levy) in tax relief to property owners in Douglas County, without negatively impacting investments in services to taxpayers. This action was in response to the one of the historically largest increases in property values. The 2025 budget reallocates the County's authorized mill levy by 1.048 (or \$11 million) to continue providing tax relief to Douglas County property owners through a temporary mill levy credit.

The County also continues to exempt the first \$100,000 of the actual value of business personal property from taxation. The exemption was initially approved by the Board of County Commissioners on December 9, 2014 for the 2015 budget and is reapproved annually. This exemption results in an overall reduction of approximately \$1 million in property tax expense to businesses located in Douglas County. The County also provides a rebate, designed to encourage

economic development to businesses that plan to locate or expand within the County through job creation and/or capital improvement. Business requests for the rebate are brought before the Board of County Commissioners for consideration at a Business Meeting. Currently there are 26 businesses that qualify for the rebates in the amount of \$1,076,539 for tax year 2023, payable in 2024. The incentive agreement holders who have reported for the 2024 year represent an estimated 6,638 jobs in the County, with an estimated 594 new jobs created in 2024

Within Douglas County there are 7 Urban Renewal Authorities (URA's) and Downtown Development Authorities (DDA's) which are designed to eliminate blighted areas in cities and towns. These authorities utilize tax increment financing (TIF) to pay for capital improvements to mitigate blight. As a result, tax increment financing was estimated to increase 7.10% over 2023 resulting in \$2,087,142 ongoing revenues being directed to those authorities instead of the County for tax year 2024.

Sales and use taxes are the second largest source of revenue. Sales and use taxes respond much more quickly to changes in the economy. The entire 1% sales and use tax collected is statutorily set aside for specific costs associated with 1) road improvements and maintenance (0.40%), 2) the operation of and improvements to the Robert A. Christensen Justice Center and related facilities (0.25%), 3) the acquisition, development and maintenance of open space, trails and regional parks (0.17%), and 4) new transportation infrastructure projects (0.18%). In 2024, the County collected \$106.7 million in sales and use taxes, a decrease of (0.02)% over 2023. One explanation for this decline would be inflation and the economic conditions nationwide. In the 2024 budget the Commissioners planned to continue strategically reinvesting in our community according to their core priorities of Public Safety, Transportation, County Services, Economic Foundations, Historic and Natural Resources and Health and Human Services.

The County shared back a portion of taxes collected in 2024 to municipalities:

Aurora	\$177,965
Castle Pines	\$1,207,108
Castle Rock	\$7,469,634
Larkspur	\$101,807
Littleton	\$50,679
Lone Tree	\$4,499,874
Parker	\$6,618,658
<b>Total</b>	<b>\$20,125,725</b>

Since January 2023, the Douglas County Region 12 Opioid abatement Council, made up of representatives from participating local governments, has been working to address the opioid epidemic in our community. In April 2023, the Region 12 spending plan was reviewed and approved by the Colorado Opioid Abatement Council and funds were released. As of December 20, 2024, Region 12 has \$5,974,158 in available settlement funds and has requested just over \$2 million to date. Over the 16-year period from 2022 to 2038, Region 12 is projected to receive a total of \$19,777,932 with the disbursements being front-loaded.

Douglas County allocated \$1.8 million to the County's 2024 wildland fire aerial firefighting contracts, ensuring air support in Douglas County is available at a moment's notice in the event of a wildfire. The year end program stats for 2024 included 30 fires with 652 air tanker and helicopter drops.

The number of people visiting open space properties was up for the first and second quarters of 2024 and remained flat for the remainder of the year for a total of approximately 509,917. There were two incidents involving emergency landings of aircraft on Open Space property.

A partnership between the City of Lone Tree, Douglas County, RTD, Denver South TMA and Southeast Public Improvement District is expanding the free Link on Demand service area to include businesses and residents in the Meridian Metro District, while also offering access to medical facilities, retail and regional and statewide transit options. In the future a similar program will be made available to the citizens of Highlands Ranch.

The County maintains 921 miles of paved roads and 292 miles of gravel roads for a total of 1,213 miles of roads. The snow removal for these roads required responding to 20 snow events for a total of 70 days of post-storm cleanup at a cost of \$3,578,738.

In October 2024 Douglas County signed a 15-year lease for the entire 82,000 square foot building at 11045 Lansing Circle in the Meridian International Business Center that will take effect in 2025 once improvements have been completed and a certificate of occupancy is issued. Roughly 175 employees will work in this building from the Douglas County Health Department, consolidating the Lone Tree and Castle Rock facilities, the Department of Human Services, administering welfare and social services, and the 23<sup>rd</sup> Judicial District's probationary services and diversion programs.

WorkSMART is a transformative initiative to modernize the 23-year-old Human Resources, Finance, and Budget technology systems. This initiative has two workstreams. The HR/Payroll project will use ADP to streamline and enhance both the Human Capital Management platform and the payroll process. The Finance/Budget project will replace the current ERP, Edwards, with Microsoft Dynamics 365, improving business processes, data accuracy and system integration.

### **Long Term Financial Planning**

The County currently projects revenues, expenditures and available fund balances for five-year periods to enable strategic planning opportunities and anticipate potential future challenges. No arbitrary balancing entries are made to artificially balance the current or subsequent year's budgets. The County distinguishes between, and matches, one-time revenues with one-time expenditures and on-going revenues with on-going expenditures. This best practice is key to helping ensure the future financial stability of the County.

The Board of County Commissioners' (BOCC) adopted policy manual specifically states that with respect to strategic planning for projects, services, and activities with a fiscal impact, the County Manager may not jeopardize either the programmatic or the fiscal integrity of Douglas County

government.

The budget process in the County uses fiscally conservative principles and aligns with the BOCC's core priorities of public safety, transportation, county services, economic foundations, historic and natural resources and health and human services. A sound and balanced budget is developed by:

- Avoiding raising fees or taxes.
- Relying upon realistic revenue forecasts.
- Maintaining stable reserves.
- Improving the quality of services provided to our community.
- Budgeting for one year, managing for two, and planning for five.
- Matching ongoing revenues with ongoing expenditures

The 2025 budget was developed using the following guidelines:

- Continue capital investment throughout Douglas County to address traffic congestion, road infrastructure, and public safety priorities.
- Keep the cost of government down through cost effective purchasing, cash funding, outsourcing/contracting opportunities and leveraging local funds.
- Continue emphasis on increased efficiency through technology.
- Maintain efficient staffing levels with an emphasis on external service areas that directly impact the citizens of Douglas County.

The approved 2025 expenditure budget is \$608.6 million for all funds. The budget contains \$282.0 million in ongoing operating expenditures, \$229.0 million for one-time initiatives, \$58.4 million is budgeted for federal and state funded expenditures, and \$39.2 million for self-funded insurance funds. The County has no outstanding debt related to bonds.

### **Awards and Acknowledgments**

***Awards*** – The Government Finance Officers Association of the United States and Canada (GFOA) awarded a Certificate of Achievement for Excellence in Financial Reporting to Douglas County for its Annual Comprehensive Financial Report for the fiscal year ended December 31, 2023. To be awarded a Certificate of Achievement, a government must publish an easily readable and efficiently organized annual comprehensive financial report. The report must satisfy both generally accepted accounting principles and applicable legal requirements.

A Certificate of Achievement is valid for a period of one year only. We believe that our current annual comprehensive financial report continues to meet the Certificate of Achievement Program's requirements, and we are submitting it to the GFOA to determine its eligibility for another certificate.

***Acknowledgments*** - The preparation of this report would not have been possible without the dedicated service of the staff of the Finance Department. We would like to especially thank Jen Bennett, Angela Broglio, Judi Dinkel, Craig Gaudio, Cristine Guerrero, Krisha Hanson, Jill Janz, Craig Kronhart, Lauren O'Neal, Shelby Quezada, Brandi Ridgeway, Carolyn Riggs, Cynthia Robideau, Sabrina Smith and Karla Zarate for their outstanding work in preparation for the audit and for their assistance with the preparation of this document. Their professionalism, dedication to excellence, and efficiency made this report possible. In addition, the Finance Department wishes to extend sincere appreciation to the County Treasurer, his staff, and the Budget

Department for their contributions to the preparation of this report.

In closing, we wish to acknowledge the interest, leadership and support of the Board of County Commissioners, the Douglas County Audit Committee, and the cooperation of each of the County's departments as we work together to conduct the County's financial operations. The Board continues to demonstrate prudent fiscal management and stewardship, with regards to the actual and ongoing financial conditions of the County, to provide basic sustainable foundations that result in a high quality of life for our citizens, taxpayers, and communities.

Respectfully submitted,



Douglas J. Debord  
County Manager



Andrew Copland, CPA  
Director of Finance

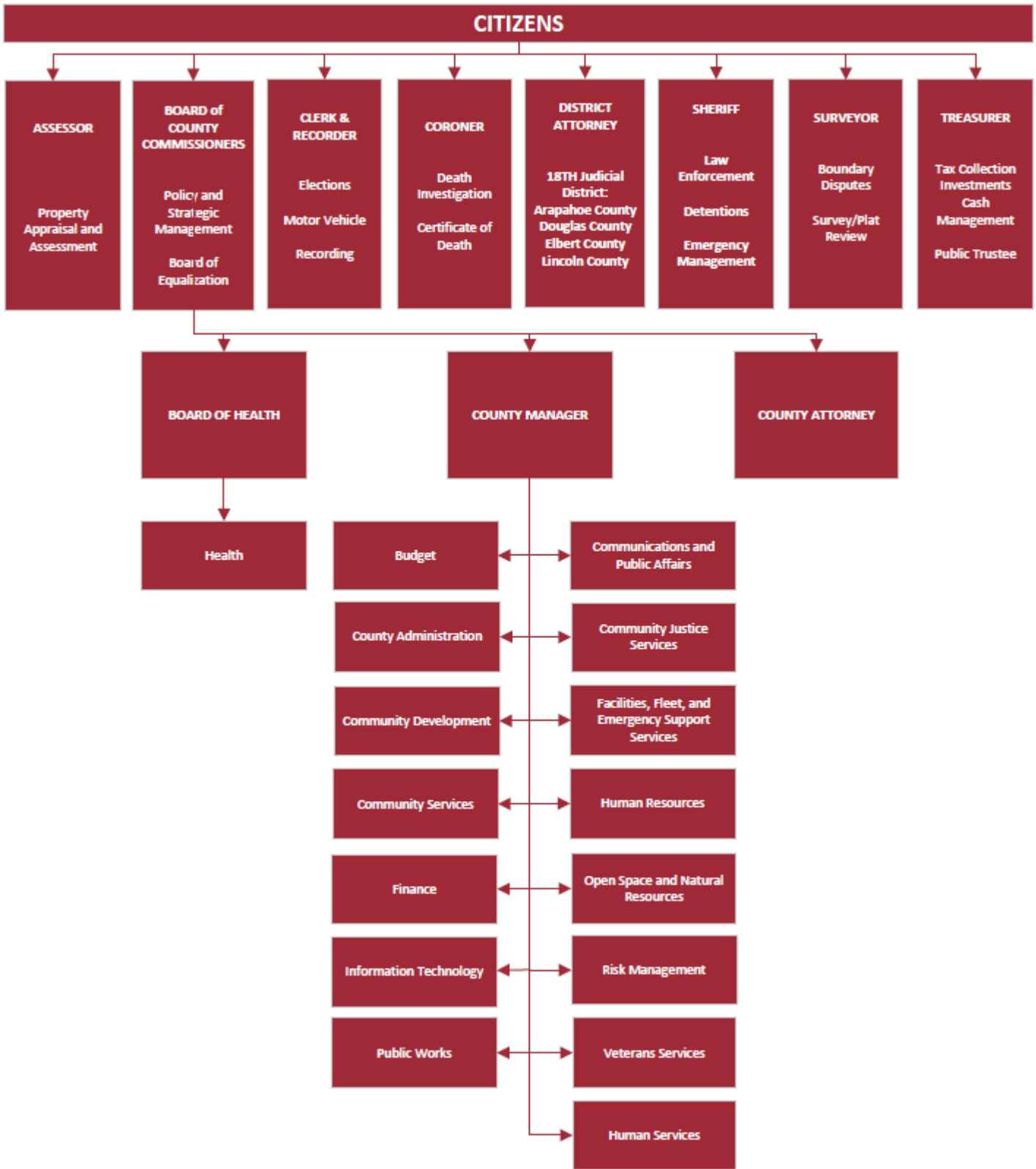


Christie Guthrie, CPA  
Assistant Director of Finance

**DOUGLAS COUNTY, COLORADO**  
 Douglas County Government Organization  
 December 31, 2024

<b>Elected Officials</b>		<b>In Office</b>	<b>Current Term</b>
		<b>Since</b>	<b>Expire</b>
Commissioner, District 1	Abe Laydon	January 2019	January 2027
Commissioner, District 2	George Teal	January 2021	January 2029
Commissioner District 3	Kevin Van Winkle	December 2024	January 2029
Assessor	Toby Damisch	January 2023	January 2027
Clerk & Recorder	Sheri Davis	January 2023	January 2027
Coroner	Raeann Brown	January 2023	January 2027
Sheriff	Darren Weekly	January 2023	January 2027
Surveyor	Darrell Roberts	January 2023	January 2027
Treasurer/Public Trustee	Dave Gill	July 2018	January 2027
<b>Appointed Officials</b>			
County Attorney	Jeffrey Garcia	March 2023	
County Manager	Douglas J. DeBord	October 1998	
<b>Department/Program Officials</b>			
Budget	Martha Marshall	December 2018	
Communications & Public Affairs	Wendy Holmes	January 2005	
Community Justice Services	Scott Matson	December 2009	
Community Services	Jennifer Eby	December 2024	
Emergency Management	Michael Alexander	November 2024	
Facilities, Fleet, Emergency	Tim Hallmark	January 2020	
Finance	Andrew Copland	December 2006	
Health Department	Michael Hill	February 2022	
Human Resources	Laura Leary	April 2010	
Human Services	Ruby Richards	November 2024	
Information Technology	John Huber	September 2017	
Open Space & Natural Resources	Dan Dertz	December 2022	
Planning & Community Development	Terence Quinn	March 2009	
Public Works	Janet Herman	January 2018	

**DOUGLAS COUNTY, COLORADO**  
 Douglas County Government Organization Chart  
 December 31, 2024



**DOUGLAS COUNTY, COLORADO**  
Douglas County Government Organization  
December 31, 2024

Douglas County government is also served by several citizen boards and commissions. One of the best ways for citizens to become involved with County government is to serve on one of its many Citizen Advisory Boards, Committees and Commissions. These advisory bodies give citizens the opportunity to provide input into the County's decision-making process. The County, in turn, benefits from our citizens' expertise and experience.

**Citizen Advisory, Committees and Commissions**

Audit Committee  
Board of Adjustment  
Board of Equalization  
Board of Health  
Board of Human Services  
Building Board of Appeals  
Community of Care Network  
Community Services Block Grant Tripartite Board  
CSU Extension Advisory Council  
Cultural Council  
Developmental Disability Mill Levy Advisory Council  
Fair Board  
Historic Preservation Board  
Homeless Initiative  
Liquor Licensing Authority  
Massage Facility Authority  
Noxious Weed Advisory Commission  
Open Space Advisory Committee  
Parks Advisory Board  
Placement Alternatives Commission  
Planning Commission  
Region 12 Opioid Council  
Rueter-Hess Advisory Board  
Seniors' Council  
Southern Shooting Partnership  
Veterans Services Officers  
Water Commission  
Youth Initiative

**External Board Appointments**

Library District Board of Trustees  
Mile High Regional Medical & Trauma Advisory Council



Government Finance Officers Association

Certificate of  
Achievement  
for Excellence  
in Financial  
Reporting

Presented to

**County of Douglas  
Colorado**

For its Annual Comprehensive  
Financial Report  
For the Fiscal Year Ended

December 31, 2023

*Christopher P. Morill*

Executive Director/CEO

## Independent Auditor's Report

Board of County Commissioners  
Douglas County, Colorado  
Castle Rock, Colorado

### Report on the Audit of the Financial Statements

#### ***Opinions***

We have audited the financial statements of the governmental activities, each major fund, and the aggregate remaining fund information of Douglas County, Colorado (the County), as of and for the year ended December 31, 2024, and the related notes to the financial statements, which collectively comprise the County's basic financial statements as listed in the table of contents.

In our opinion, the accompanying financial statements referred to above present fairly, in all material respects, the respective financial position of the governmental activities, each major fund, and the aggregate remaining fund information of the County, as of December 31, 2024, and the respective changes in financial position, and, where applicable, cash flows thereof for the year then ended in accordance with accounting principles generally accepted in the United States of America.

#### ***Basis for Opinions***

We conducted our audit in accordance with auditing standards generally accepted in the United States of America (GAAS) and the standards applicable to financial audits contained in *Government Auditing Standards*, issued by the Comptroller General of the United States (*Government Auditing Standards*). Our responsibilities under those standards are further described in the "Auditor's Responsibilities for the Audit of the Financial Statements" section of our report. We are required to be independent of the County, and to meet our other ethical responsibilities, in accordance with the relevant ethical requirements relating to our audit. We believe that the audit evidence we have obtained is sufficient and appropriate to provide a basis for our audit opinions.

#### ***Responsibilities of Management for the Financial Statements***

Management is responsible for the preparation and fair presentation of the financial statements in accordance with accounting principles generally accepted in the United States of America, and for the design, implementation, and maintenance of internal control relevant to the preparation and fair presentation of financial statements that are free from material misstatement, whether due to fraud or error.

In preparing the financial statements, management is required to evaluate whether there are conditions or events, considered in the aggregate, that raise substantial doubt about the County's ability to continue as a going concern for 12 months beyond the financial statement date, including any currently known information that may raise substantial doubt shortly thereafter.

### ***Auditor's Responsibilities for the Audit of the Financial Statements***

Our objectives are to obtain reasonable assurance about whether the financial statements as a whole are free from material misstatement, whether due to fraud or error, and to issue an auditor's report that includes our opinions. Reasonable assurance is a high level of assurance but is not absolute assurance and therefore is not a guarantee that an audit conducted in accordance with GAAS and *Government Auditing Standards* will always detect a material misstatement when it exists. The risk of not detecting a material misstatement resulting from fraud is higher than for one resulting from error, as fraud may involve collusion, forgery, intentional omissions, misrepresentations, or the override of internal control. Misstatements are considered material if there is a substantial likelihood that, individually or in the aggregate, they would influence the judgment made by a reasonable user based on the financial statements.

In performing an audit in accordance with GAAS and *Government Auditing Standards*, we:

- Exercise professional judgment and maintain professional skepticism throughout the audit.
- Identify and assess the risks of material misstatement of the financial statements, whether due to fraud or error, and design and perform audit procedures responsive to those risks. Such procedures include examining, on a test basis, evidence regarding the amounts and disclosures in the financial statements.
- Obtain an understanding of internal control relevant to the audit in order to design audit procedures that are appropriate in the circumstances, but not for the purpose of expressing an opinion on the effectiveness of the County's internal control. Accordingly, no such opinion is expressed.
- Evaluate the appropriateness of accounting policies used and the reasonableness of significant accounting estimates made by management, as well as evaluate the overall presentation of the financial statements.
- Conclude whether, in our judgment, there are conditions or events, considered in the aggregate, that raise substantial doubt about the County's ability to continue as a going concern for a reasonable period of time.

We are required to communicate with those charged with governance regarding, among other matters, the planned scope and timing of the audit, significant audit findings, and certain internal control-related matters that we identified during the audit.

### ***Required Supplementary Information***

Accounting principles generally accepted in the United States of America require that the management's discussion and analysis and budgetary comparison be presented to supplement the basic financial statements. Such information is the responsibility of management and, although not a part of the basic financial statements, is required by the Governmental Accounting Standards Board who considers it to be an essential part of financial reporting for placing the basic financial statements in an appropriate operational, economic, or historical context. We have applied certain limited procedures to the required supplementary information in accordance with GAAS, which consisted of inquiries of management about the methods of preparing the information and comparing the information for consistency with management's responses to our inquiries, the basic financial statements, and other knowledge we obtained during our audit of the basic financial statements. We do not express an opinion or provide any assurance on the information because the limited procedures do not provide us with sufficient evidence to express an opinion or provide any assurance.

### ***Supplementary Information***

Our audit was conducted for the purpose of forming opinions on the financial statements that collectively comprise the County's basic financial statements. The combining and individual nonmajor fund financial statements, budgetary schedules, and Local Highway Finance Report are presented for purposes of additional analysis and are not a required part of the basic financial statements. Such information is the responsibility of management and was derived from and relates directly to the underlying accounting and other records used to prepare the basic financial statements. The information has been subjected to the auditing procedures applied in the audit of the basic financial statements and certain additional procedures, including comparing and reconciling such information directly to the underlying accounting and other records used to prepare the basic financial statements or to the basic financial statements themselves, and other additional procedures in accordance with GAAS. In our opinion, the combining and individual nonmajor fund financial statements, budgetary schedules, and Local Highway Finance Report are fairly stated, in all material respects, in relation to the basic financial statements as a whole.

### ***Other Information***

Management is responsible for the other information included in the annual comprehensive financial report. The other information comprises the introductory and statistical sections but does not include the basic financial statements and our auditor's report thereon. Our opinions on the basic financial statements do not cover the other information, and we do not express an opinion or any form of assurance thereon.


In connection with our audit of the basic financial statements, our responsibility is to read the other information and consider whether a material inconsistency exists between the other information and the basic financial statements, or the other information otherwise appears to be materially misstated. If, based on the work performed, we conclude that an uncorrected material misstatement of the other information exists, we are required to describe it in our report.

### ***Other Reporting Required by Government Auditing Standards***

In accordance with *Government Auditing Standards*, we have also issued our report dated April 22, 2025, on our consideration of the County's internal control over financial reporting and on our tests of its compliance with certain provisions of laws, regulations, contracts and grant agreements, and other matters. The purpose of that report is solely to describe the scope of our testing of internal control over financial reporting and compliance and the results of that testing, and not to provide an opinion on the effectiveness of the County's internal control over financial reporting or on compliance. That report is an integral part of an audit performed in accordance with *Government Auditing Standards* in considering the County's internal control over financial reporting and compliance.

***Forvis Mazars, LLP***

**Denver, Colorado  
April 22, 2025**



## **Management's Discussion and Analysis**

**DOUGLAS COUNTY, COLORADO**  
Management's Discussion and Analysis  
December 31, 2024

This section of the Douglas County Annual Comprehensive Financial Report is presented to provide readers with a narrative overview and analysis of the County's financial performance during the fiscal year that ended on December 31, 2024. We encourage readers to consider the information presented in this overview in conjunction with the information contained in the Introductory Section (including the Letter of Transmittal), the Financial Section (including the Basic Financial Statements) along with the accompanying Notes to those financial statements, the Required Supplementary Information, the Supplemental Information and the Statistical Section, to enhance their understanding of the activities and financial health of Douglas County.

**Financial Highlights**

***Government-wide***

Douglas County's government-wide assets exceeded liabilities and deferred inflows at December 31, 2024 by \$1,164,804,755 (net position). This is an increase of \$20,658,518 (1.8%). Total net position of the government-wide statements is comprised of the following:

- 1) Net investment in capital assets of \$808,927,938 (69.4%) includes land, improvements, buildings, infrastructure, vehicles and equipment, construction in progress, leases and subscription assets, net of accumulated depreciation/amortization, retainage payable, and is reduced by any outstanding debt, such as debt related to leases and SBITAs, net of unspent proceeds, related to the purchase or construction of capital assets.
- 2) \$247,387,903 (21.2%) of net position is restricted by constraints imposed from outside the County such as statutory reserve requirements, federal or state laws and regulations related to grant funding, voter approved sales tax collections, and debt obligations.
- 3) Net position of \$108,488,914 (9.2%) represents the portion available to meet ongoing obligations to citizens and creditors.

***Governmental***

- As of the close of the current fiscal year, Douglas County's governmental funds reported combined ending fund balances of \$353,613,624, an increase of \$1,741,754 (0.5%) in comparison with the prior year. The current year total consists of nonspendable fund balance of \$5,908,908 (1.7%), restricted fund balance of \$247,387,903 (70.0%), committed fund balance of \$51,889,694 (14.6%), assigned fund balance of \$45,201,453 (12.8%) and unassigned fund balance of 3,225,666 (0.9 %).
- At the end of the current fiscal year the County's General Fund, which is used to account for the general operations of the County, had an unrestricted fund balance (the total of the committed, assigned and unassigned components of fund balance) of \$36,947,986, or approximately 15.9% of total general fund expenditures.
- All other major and nonmajor governmental funds had total combined fund balances of \$293,870,488 at the end of the current fiscal year. Of this amount \$2,800,583 is nonspendable, \$227,701,078 is restricted, \$48,164,997 is committed, \$15,231,445 is assigned fund balance. (\$289,967,117 for special revenue funds, \$3,903,371 for capital project funds).

**DOUGLAS COUNTY, COLORADO**  
Management's Discussion and Analysis  
December 31, 2024

**Overview of the Basic Financial Statements**

This discussion and analysis is an important introduction to Douglas County's Basic Financial Statements. These Basic Financial Statements are made up of three components: 1) the government-wide financial statements, 2) the governmental fund financial statements (including blended component units), and 3) the notes to basic financial statements. This report also contains other supplementary schedules and information and a statistical section in addition to the basic financial statements.

***1) Government-Wide Financial Statements***

The government-wide financial statements are designed to provide readers with a long term and broad overview of the County's finances using accounting methods comparable to those used by private-sector companies. The government-wide financial statements use an economic resource measurement focus and the full accrual basis of accounting. Therefore, certain expenditures that are recorded in the governmental fund financial statements are either deferred or capitalized within the government-wide financial statements. Long-term liabilities, deferred inflows of resources, revenues and related assets not reported in fund financial statements are recorded in the government-wide financial statements independent of the cash flows related to these items. The two statements included in the government-wide grouping are:

The **Statement of Net Position** presents information related to assets, liabilities and deferred inflow of resources, with the net of all three categories being reported as the County's net position. Over time, increases or decreases in net position may serve as a useful indicator of whether the financial health of the County is improving or deteriorating. If the County's net position has increased, the financial condition of the County has improved. If the County's net position has decreased, the financial condition of the County has deteriorated.

The **Statement of Activities** presents information demonstrating why the County's net position changed during the most recent fiscal year. In the Statement of Activities, all changes in net position are reported as soon as the underlying event giving rise to the change occurs, regardless of the timing of related cash flows. Thus, all the current year's revenues and expenses are accounted for in this statement regardless of when cash is received or paid.

Both statements are presented to distinguish functions of the County that are principally supported by taxes and intergovernmental revenues (governmental activities) from those that are intended to recover all or a significant portion of their costs through user fees and charges. For fiscal year ended December 31, 2024, the County had no business-type activities to report. The governmental activities of the County include the statutory functions performed by the offices of the Assessor, Clerk & Recorder, Coroner, Sheriff, and Treasurer, as well as other functions related to highways and streets, culture and recreation, conservation of natural resources, community development, health and human services, sanitation and general government administration.

***2) Governmental Fund Financial Statements***

A fund is an accounting device that a government uses to maintain control over and account for specific sources of funding that are to be spent for specific purposes. Douglas County, like other state and local governments, uses fund accounting to ensure and demonstrate compliance with statutory requirements. These statements focus more on the individual functions of the County, reporting on financial operations in a more detailed format than is found in the government-wide statements. Certain funds are required by state law or established by bond covenants. Other funds are established by the Board of County Commissioners to control and manage resources for specific purposes (i.e., Debt Service, Capital Projects) or to show that certain revenue sources (i.e., taxes, grants) are used appropriately. Douglas County funds can be divided into the following three categories:

**DOUGLAS COUNTY, COLORADO**  
Management's Discussion and Analysis  
December 31, 2024

- **Governmental funds** are used to account for essentially the same functions reported as governmental activities in the government-wide financial statements. However, unlike the government-wide financial statements, governmental funds focus on the near-term inflows and outflows of spendable resources, as well as on balances of spendable resources available at the end of the fiscal year. Consequently, the governmental fund statements provide a detailed short-term view that helps determine whether there are more or fewer financial resources that can be spent in the near future to finance County programs. Because this information does not encompass the additional long-term focus found in the government-wide statements, additional information is provided which explains the relationship or differences between the two types of statements.

- **Proprietary funds** are used to account for services for which the County charges customers a fee. Douglas County maintains only one type of proprietary fund referred to as an internal service fund. Internal service funds are used to report activities that provide supplies and services for the County's other programs and activities. The County uses internal service funds to account for the various self-insurance programs related to employee benefits and risk management. Because the internal service funds serve only governmental activities, those funds have been included within governmental activities in the government-wide financial statements.

- **Fiduciary Funds** are used to account for resources held by the County for the benefit of parties outside the government. Fiduciary activities are not reflected in the government-wide financial statements because the resources of those funds are not available to support the County's own programs. As of December 31, 2024, the County's fiduciary activities include four custodial funds: the Treasurer's Fund, the Public Trustee's Fund, the Jail Escrow, Inmate Commissary and Victim Compensation Fund and the Opioid Settlement Fund.

The County maintains 9 major governmental funds and 16 nonmajor governmental funds. Information is presented separately in the governmental funds balance sheet and in the governmental funds statement of revenues, expenditures, and changes in fund balances for the major governmental funds. By its definition the General Fund is always considered a major fund. Other funds must be reported as major funds if they report at least 10% of all governmental fund's total assets, liabilities/deferred inflows of revenues or expenditures. Funds that do not meet the 10% criteria but are considered of particular importance to the financial statements may also be reported as major funds. The Douglas County Public Health Department was formed in 2022 and was reported as a major fund in 2022 and 2023 due to public interest in the creation of a single county health department. In 2024 this fund was moved to nonmajor as it does not meet the 10% criteria and no longer needs to be reported as a major fund for particular importance.

Data for the nonmajor governmental funds are combined into a single, aggregated presentation. Individual fund data for each of the nonmajor governmental funds is provided in the supplementary information.

Douglas County adopts an annual budget, which is appropriated for all governmental and internal service funds with the exceptions of the Sheriff's Forfeiture Fund, the Douglas County Deputy Sheriff's Association Fund (DCDSA) and the Fallen Officer's Fund. The Sheriff's Forfeiture Fund is statutorily exempted from the budget process. DCDSA is a separate legal entity incorporated under the laws of the State of Colorado, and the Fallen Officer's Fund is a registered 501 (c) (3). Expenditures of DCDSA and Fallen Officer funds are at the discretion of a majority vote of the appointed board of directors.

Budgetary comparison schedules have been provided for the governmental and internal service funds subject to appropriation to demonstrate compliance with the budget.

### ***3) Notes to the Basic Financial Statements***

The Notes to the Basic Financial Statements provide a more detailed explanation of some of the information contained in the financial statements that is essential to gain a better understanding of the data provided in the

**DOUGLAS COUNTY, COLORADO**  
Management's Discussion and Analysis  
December 31, 2024

government-wide and fund financial statements.

**Supplemental Information**

In addition to the basic financial statements and accompanying notes, this report also presents certain supplementary information including combining and individual fund statements as well as budgetary schedules comparing original budgets, final budgets, and actual expenditures for all funds subject to budgetary restrictions.

**Analysis of Douglas County's Government-wide Financial Position**

As noted earlier, the change in total net position over time can be one of the best and most useful indicators of a government's financial health. Douglas County's governmental assets exceeded liabilities and deferred inflows by \$1,164.8 million in 2024. Current assets decreased \$(30.8) million from 2023 due to an decrease in pooled cash and investments of \$(20.7) million as funds accumulated to fund highway 85 improvements were spent. Property taxes receivable decreased \$(6.3) million due to a temporary 1.048 mill levy credit providing tax relief to Douglas County property owners on their 2025 taxes. Net accounts receivable decreased \$(4.6) million. The capital, lease and subscription assets increased \$21.1 million. Current liabilities decreased by \$(23.7) million due to year over year variances in accounts payable of \$(13.7) million and a reduction in unearned revenues of \$(8.1) million as advanced grant funding was utilized. Deferred inflows of resources decreased \$(6.4) million due to decreased property tax inflows expected in 2025. There was an overall increase in the government's net position of \$20.7 million. The following table was derived from the current and prior years' Statement of Net Position:

	<b>Governmental Activities</b>	
	<b>(in thousands)</b>	
	<u>2024</u>	<u>2023</u>
Assets:		
Current and other assets	\$ 692,692	\$ 723,533
Capital, lease and subscription assets	831,010	809,744
Total assets	<u>1,523,702</u>	<u>1,533,276</u>
Liabilities:		
Current and other liabilities	99,400	123,121
Long-term liabilities	34,178	34,293
Total liabilities	<u>133,578</u>	<u>157,414</u>
Deferred inflow of resources:		
Property tax related	224,672	231,078
Lease related	646	638
Total deferred inflow of resources	<u>225,318</u>	<u>231,716</u>
Net position:		
Net investment in capital assets	808,928	780,631
Restricted	247,388	238,834
Unrestricted	108,489	124,681
Total net position	<u>\$ 1,164,804</u>	<u>\$ 1,144,146</u>

**DOUGLAS COUNTY, COLORADO**  
Management's Discussion and Analysis  
December 31, 2024

The largest portion of the County's net position, \$808.9 million (69.3%), reflects its investment in capital assets (e.g., land, buildings and improvements, equipment and infrastructure, leases and subscriptions), less any related liabilities or debt used to acquire those assets that is still outstanding. Douglas County uses these capital assets to provide services to citizens. Consequently, these assets are not available for future spending. Although the County's investment in its capital assets is reported net of related debt and outstanding liabilities, the resources needed to repay these items must be provided from other sources since the capital assets themselves cannot be used to liquidate these liabilities.

An additional portion of the County's net position \$247.4 million (21.2%), represents resources that are subject to external restrictions on how they may be used. Included in this category are statutory reserves required by the State of Colorado, Conservation Trust funds held by the County, restricted sales and use tax revenues, as well as federal or state grant funds that may only be used for the specific purpose for which they were received.

The remaining portion of the County's net position consists of unrestricted assets of \$108.5 million (9.3%) which may be used to meet the government's ongoing obligations to citizens and other creditors.

**DOUGLAS COUNTY, COLORADO**  
Management's Discussion and Analysis  
December 31, 2024

The following table was derived from the current and prior years' Statement of Activities:

<b>Results of Operations</b>	<b>Governmental activities</b>	
	<b>(in thousands)</b>	
	<b>2024</b>	<b>2023</b>
Revenues:		
Program Revenues		
Charges for services	\$ 80,338	\$ 69,804
Operating Grants and contribution	102,839	127,201
Capital Grants and contributions	34,155	37,354
General revenues		
Property taxes	234,595	168,167
Sales and use taxes	106,744	106,762
Specific ownership taxes	17,309	15,796
Other taxes	188	152
Investment income	28,915	21,051
Other revenues	7,592	7,918
Total revenues	<u>612,675</u>	<u>554,205</u>
Expenses:		
General government	172,003	129,338
Judicial	13,605	12,516
Public safety	123,210	114,620
Highways and streets	171,446	170,139
Health & human services	73,075	61,863
Culture & recreation	24,856	19,954
Conservation of natural resources	1,112	889
Economic development	1,624	1,092
Developmental disabilities	9,369	8,076
Community services	423	384
Sanitation	578	477
Interest & fiscal charges	715	331
Total expenses	<u>592,016</u>	<u>519,679</u>
Change in net position	20,659	34,526
Net Position - beginning	<u>1,144,146</u>	<u>1,109,620</u>
Net Position - ending	<u>\$ 1,164,805</u>	<u>\$ 1,144,146</u>

During the current fiscal year, Douglas County's governmental activities increased the net position of the County by \$20,658,518, 1.8% from the prior fiscal year. Total revenue reported in the Government-wide Statement of Activities for 2024 increased by \$58.5 million, 10.6% over 2023.

- Operating grants and contributions revenue decreased by \$(24.4) million, (19.2)% over 2023. General government operating grants increased by \$2.6 million, health and human services operating grants increased \$8.0 million and public safety operating grants increased \$1.4 million. Highway and street operating grants and contributions revenue decreased by \$(36.1) million.

**DOUGLAS COUNTY, COLORADO**  
Management's Discussion and Analysis  
December 31, 2024

- 2024 Capital grants and contributions decreased \$(3.2) million (-8.6)% over 2023. Infrastructure conveyances to the County were \$3.0 million less than in 2023.
- Property taxes increased \$66.4 million, 39.5% over 2023. Property taxes collected in 2024 are based on taxes assessed in 2023, which was a reappraisal year.
- Investment income increased \$7.9 million, 37.4% when compared to 2023. This was due to the Federal Reserve continuing to raise and hold steady interest rates throughout 2024.
- Charges for services income increased \$10.5 million. General government charges for services increased \$5.5 million, increased property tax collections led to an increase in treasurer fees collected. Total charges for service in the internal service funds increased \$4.0 million as insurance costs increase.

Total reported expenses for 2024 Government-wide activities increased \$72.3 million, 13.9% compared to 2023. Line items experiencing notable changes included:

- General Government expenses increased \$42.7 million, 33.0% over 2023. In 2024, for the first time, the County dispersed \$38.6 million of property tax revenue as rebates, providing tax relief to property owners. Additional costs associated with the rebates increased expenses by \$0.7 million. Continuing information technology improvements as well as planned software upgrades increased expenses \$5.3 million over 2023. The presidential election increased expenses in elections by \$1.6 million over 2023. As the County continues to spend grant funding received through the American Rescue Plan Act (ARPA), expenses in the ARPA fund increased \$1.1 million over 2023. General fund administration expenses decreased \$(4.3) million. In 2023 there were \$2.5 million in expenses to complete tornado repair damage and there were no further expenses in 2024. General fund administration also receives the health and human services chargeback for services calculated through the cost allocation plan which was \$1.6 million higher in 2024 over 2023.
- Public safety expenses increased \$8.6 million, 7.5% over 2023. Salary and benefit increases of \$6.8 million are due to several variables. Tier structure increases are estimated to have increased salaries by \$2.8 million in 2024, along with a merit increase for non-commissioned personnel of between 4% and 5%. An additional 12 employees were hired in the Law enforcement authority fund causing an additional \$1.3 million in expense. Emergency management staff were being paid through the American rescue plan act through 2023, but were moved back to General fund in 2024 increasing expenses by \$0.9 million. Additionally, as salaries are increased so are retirement benefits. Purchased service expenses increased \$0.8 million in public safety and Coroner expenses increased \$0.7 million.
- Health and human services expenses increased \$11.2 million 18.1% over 2023. Grant revenue increases in both the human services fund and the health department fund of \$8.0 million created additional expenses as those grant funds

**DOUGLAS COUNTY, COLORADO**  
Management's Discussion and Analysis  
December 31, 2024

were spent on programs. The cost allocation plan expense reimbursements also increased expenses by \$1.6 million

- Highway and Street expenses increased \$1.3 million, 0.8% when compared to 2023. Major maintenance on County roads increased \$7.7 million and intergovernmental support for cooperative intergovernmental projects decreased \$(5.8) million.
- Culture and recreation expenses in 2024 increased \$4.9 million, 24.6% over 2023. In 2024 the County agreed to participate in a cooperative effort to acquire and manage a 628 acre open space known as Lost Canyon Ranch. A donation of \$5.5 million was made to the Town of Castle Rock for this property.

Douglas County's \$217.3 million in program revenue which is reported in the Statement of Activities, decreased during the current fiscal year by \$17.0 million (-7.3%) in comparison to 2023. This decrease is due to a reduction in highway planning and construction grant revenue as the improvements to US highway 85 are largely completed as of 2024. Program revenues help offset program expenses of \$592.0 million in the various programs. The program revenues of \$217.3 million do not include any tax revenues, which are the primary source of funding for governmental activities.

### **Financial Analysis of the Governmental Funds**

As noted earlier, Douglas County uses fund accounting to comply with finance-related legal requirements.

#### ***Governmental Funds***

The focus of Douglas County's governmental funds is to provide information on short-term inflows, outflows and the balance of resources available for future spending. Such information is useful in assessing the County's financing requirements.

At the close of the 2024 fiscal year, the County reported a combined total fund balance in its governmental funds (including blended component units) of \$353,613,624 an increase of \$1,741,754, 0.5% over 2023.

The majority of the fund balance is not readily available for discretionary spending because it has been constrained as follows: \$5,908,908 (1.7%) is nonspendable as these account for assets in inventories and prepaid expenditures; \$247,387,903 (70.0%) is restricted to uses regulated or controlled by outside agencies or voter approval, portions of which are not designated for a specific project; \$51,889,694 (14.7%) is contractually committed to specific projects formally approved by the Board of County Commissioners. Assigned fund balance of \$45,201,453 (12.8%) is assigned to various uses through commissioner, or director direction for planned or intended actions, or limited in use by the specific revenue source through which the fund balance was obtained. Fund balance of \$3,225,666 (0.9%) is unassigned and readily available for spending at the government's discretion.

**DOUGLAS COUNTY, COLORADO**  
Management's Discussion and Analysis  
December 31, 2024

The County's nine major governmental funds are: 1) General Fund, 2) Road and Bridge Fund, 3) Human Services Fund, 4) Law Enforcement Authority (LEA) Fund, a blended component unit of the County, 5) Road Sales and Use Tax Fund, 6) Transportation Infrastructure Sales and Use Tax Fund, 7) Parks and Open Space Sales and Use Tax Fund, 8) Justice Center Sales and Use Tax Fund, and 9) American Rescue Plan Act Fund.

**General Fund** – As the County's main operating fund, the General Fund accounts for all transactions not accounted for in other funds. The General Fund completed the year with a total fund balance of \$59,743,136, an \$8.3 million (16.2 %) increase over 2023. The increase in the fund balance of the General Fund is a result of total revenues of \$219.4 million as well as other financing sources of \$21.1 million and total expenditures of \$232.2 million. Total Revenue for 2024 increased \$65.1 million (42.1%) over 2023 and total expenditures increased \$46.9 million (25.3%). The 2024 fund balance is constrained as follows; \$3.1 million (5.2%) is nonspendable because it is held as a prepaid expenditure or inventory. \$19.7 million (33.0%) of fund balance is restricted to uses regulated or controlled by outside agencies. \$3.7 million (6.2%) is contractually committed to specific projects previously approved by the BOCC, \$30.0 million (50.2%) is assigned to various uses through commissioner, or director direction and \$3.3 million is unassigned and available to use at the discretion of the commissioners. \$6.5 million is assigned as a risk reserve determined through an analytical model developed to quantify the probability of various risks to the County. \$8.5 million is assigned to information technology projects including \$4.0 million to replace the County's ERP system. \$3.1 million is assigned for additional personnel costs including equity adjustments, overhire adjustments and overtime. \$1.5 million is assigned to offset an expected, but contingent reimbursement from FEMA. There is a \$0.6 million assignment for fuel and petroleum products, \$1.7 million for mental health initiatives, \$0.8 to begin the process of becoming a home rule county, \$1.0 million to subsidize the medical self-insurance fund, \$1.0 million for new requests from the newly established District 24 attorney's office, and \$1.3 million for capital expenditures, \$3.3 million will be re-appropriated into the 2025 budget through the roll of opened 2024 purchase orders.

As a measure of the fund's ability to meet its revenue generating needs it is useful to compare the total of the assigned and unassigned fund balance at the end of fiscal year 2024 to the budgeted total expenditures and transfers for the following fiscal year, 2025. The total of the assigned and unassigned fund balance of the General Fund at the end of fiscal year 2024 is \$33.2 million. This represents 15.3% of the adopted budget for General Fund total expenditures and transfers-out for 2025 of \$217.4 million, or 15.3% of the 2025 adopted budget for General Fund total revenues and transfers-in of \$217.3 million. This indicates that the General Fund could sustain an approximate 15.3% combination of budgeted revenue short falls, and/or expenditures over budget in 2025 before the liquidity of the General Fund would be severely compromised.

The General Fund's main source of revenue is property taxes. Property tax provided 69.5% of the General Fund's total revenues of \$219.4 million. The county received \$98.4 million in 2023 and \$152.5 million in 2024 an increase of 54.9%. 2023 was a reassessment year, and with substantial growth in property values occurring the tax burden increased significantly for property owners. The Board of County Commissioners took action to return \$38.6 million in

**DOUGLAS COUNTY, COLORADO**  
Management's Discussion and Analysis  
December 31, 2024

property tax revenue in 2024. The net result of this rebate means an increase of 15.8%. License and Permit revenue decreased \$(0.7) million over 2023. Intergovernmental revenue increased \$1.6 million. In 2024 the County received a state reimbursement of \$1.1 million for costs associated with the set up of the new District Attorney District and a state reimbursement for debris removal after the 2023 tornado event for \$0.1 million. In 2024 the amount received from the state grant for Multidisciplinary Crime Prevention and Crisis Intervention was \$0.4 million compared to \$0.1 million in 2023 leading to an increase of \$0.3 million in 2024. Charges for services provided \$29.2 million in revenue in 2024 compared to \$24.6 million in 2023, an increase of \$4.6 million. Due to the increase in property taxes collected, treasurer fees increased \$2.6 million in 2024 over 2023. Extra duty charges increased \$0.7 million over 2023, prisoner boarding fees increased \$0.4 million over 2023, clerk and recorder fees increased \$0.5 million and culture and recreation use fees increased \$0.4 million over 2023. Investment revenue increased during 2024 over 2023 by \$5.3 million due to increasing interest rates received on investments.

In 2024 General Fund total expenditures and other financing sources exceeded revenues and other financing uses by \$8.3 million and in 2023 total expenditures exceeded revenues and other financing sources by \$5.1 million. Total expenditures increased \$46.9 million from \$185.3 million in 2023 to \$232.2 million in 2024 or 25.3%. The one-time tax rebate paid to property owners in 2024 increased expenditures by \$38.6 million. The payroll and benefit expenditures increased by \$6.8 million over 2023 due to additional employees in 2024 as well as increasing benefit costs. Purchased services increased by \$1.5 million over 2023 with \$1.3 million of that increase due to additional software purchases to support the new district attorney.

**General Fund Budget** – During the year there were supplemental budget requests approved which increased revenues \$16.1 million 8.3% and expenditures were increased by \$26.5 million 11.9%. The 2024 expenditure budget increased \$5.4 million due to the roll forward of unused 2023 encumbered amounts. The Emergency Rental Act funds created an increase in the revenue and expenditure budget of \$1.3 million and various other grants received throughout 2024 increased the revenue and expenditure budget by an additional \$6.9 million. There was \$1.9 million added for new initiatives and \$1.8 million requested for the emergency mobilization response to the June 2023 tornado disaster.

The variance of actual to final budgeted revenues of \$210.4 million was a positive \$9.1 million due mainly to the unrealized mark to market adjustment that resulted in a positive \$8.8 million variance in investment revenue.

Due to ongoing improvements to internal processes, diligent stewardship, a strong use of technology, and the carry-over of some large capital projects, the County maintained a positive total budget to actual expenditures variance in the General Fund of \$17.5 million. Significant savings occurred in each of the divisions listed below:

**DOUGLAS COUNTY, COLORADO**  
Management's Discussion and Analysis  
December 31, 2024

Division	Final Budget	Actual Expenditure	Variance
Contingency	812,412	-	812,412
Clerk and Recorder	12,455,579	11,466,910	988,669
Community Development	17,589,364	13,423,381	4,165,983
Information Technology	30,036,994	27,084,239	2,952,755
General Fund Administration	(74,476)	(1,235,476)	1,161,000
Public Safety	72,992,621	70,691,637	2,300,984
Health and Human Services	5,767,432	1,950,082	3,817,350

There was over \$0.8 million in the General Fund contingency budget at the end of 2024. The positive variance of the clerk and recorder division is due to 2024 election expenditures being less than expected, i.e., ballot printing, technology services. The Community Development division has a positive variance in the planning department due to several grants whose reimbursement periods extend into 2025. The variance in Information Technology is due to \$1.7 million in outstanding purchase orders that will be rolled over into the 2025 budget. General Fund Administrations positive variance is higher than budgeted by \$1.0 million, due to changes in the County's cost allocation plan creating an increase to the chargeback for services from the Human Services Fund. The public safety division's positive variance was due to multiple vacancies in various positions and grant funding that will roll over into 2025.

There were net transfers into the General Fund of \$17.5 million. Transfers into the General Fund include a transfer from Justice Center Sales and Use Tax Fund for partial reimbursement of the required maintenance to the Robert Christensen Justice Center; transfers from the Road and Bridge Fund for maintenance cost for Cartegraph software. The transfer from the Road Sales and Use Tax Fund and the Transportation Infrastructure Fund is to assist in the support of engineering services; a transfer from the Capital Replacement Fund for replacement of vehicles and a transfer from the L.I.D. Capital Construction Fund covers County costs to complete L.I.D improvements. Transfers out of General Fund to the Human Services and Health Department funds subsidize these funds for administration expenditures charged through the indirect cost allocation plan that are not reimbursed by the state; the Law Enforcement Authority fund is subsidized for set up costs and salaries of additional required deputies and a transfer of funds into the Safety and Mental Health Fund also subsidizes additional employees. There was a transfer into the Solid Waste Disposal Fund to cover the household hazardous waste program and the Capital Expenditures Fund for expenditures related to the clerk and recorder remodel. A transfer into the Medical Dental and Vision Self-Insurance Fund was done to subsidize higher than expected medical claims.

**Road and Bridge Fund** – The Road and Bridge Fund accounts for revenue received from property taxes and other revenue sources that, under statute, must be expended for road or bridge construction and maintenance, or traffic signal installation, maintenance and repair. For 2024, this fund reported a total ending fund balance of \$35,278,429, a decrease of \$(1,691,907) (4.6)% from 2023. Of this ending balance, \$2,738,970 7.8% is nonspendable as it is held in inventory or is a prepaid expenditure. \$23,611,683 66.9% of fund balance is

**DOUGLAS COUNTY, COLORADO**  
Management's Discussion and Analysis  
December 31, 2024

committed to road and bridge spending through the funds designation as a special revenue fund. The remaining assigned fund balance of \$8,927,776 , 25.3% is assigned to the calculated risk reserve.

Approximately 20% of the County's total property tax revenue generated from its mill levy is allocated to this fund. In accordance with state statute, of the \$38.6 million in total property taxes allocated to this fund, \$8.5 million was shared with the cities and towns located within the County. After taking into consideration the share-back allowance, property tax revenue in the Road and Bridge Fund increased \$ 2.4 million. Specific Ownership Taxes increased \$1.5 million from 2023. Highway User Tax Fund (HUTF) revenue increased \$1.3 million. Total revenues increased \$4.9 million 7.6% over 2023.

Total expenditures in the Road and Bridge Fund increased \$13.7 million 24.2% when compared to 2023. Current operating expenditures increased \$ 6.3 million and capital outlay increased \$8.2 million most of which is attributable to the reconfiguration of the Lincoln, Quebec and University intersection.

The transfer out of the Road and Bridge Fund subsidizes the General Fund for engineering services on various road projects.

**Human Services Fund** – As required by state law, this fund is used to account for all federal and state public aid and assistance programs administered by the County. Revenue sources include designated property taxes and intergovernmental agency support. Approximately 90.0% of the support provided to Douglas County residents through Human Services is funded by federal and state grants/reimbursements. The remaining 10.0% is funded through dedicated property tax revenue. At the end of 2024 the fund balance in the Human Services Fund was \$2,647,825. Fund balance decreased \$(1,132,664) (30.0)% compared to the 2023 ending fund balance. Human Services revenue in 2024 increased by \$7.6 million 14.9%. Federal and state funding increased \$6.5 million for assistance programs offered by the Human Services Fund in 2024.

Total expenditures in the Human Services Fund increased by \$9.1 million 16.9% as the need for assistance increased due to continuing population growth in the County. The transfer into the Human Services Fund for \$3.9 million from the General Fund, subsidizes the Human Services Fund for approximately 70% of the indirect costs allocated to it through the County's annual cost allocation plan. The remaining approximately 30% of these costs are reimbursed through the State allocation.

**Law Enforcement Authority (LEA) Fund** – The Law Enforcement Authority is a separate statutory district with its own mill levy dedicated to providing law enforcement services. The LEA Fund accounts for revenue generated from the 4.5 mills levied to residents in the unincorporated areas of Douglas County which then funds patrol and other related public safety services provided to these citizens. The 2024 ending fund balance of \$8,457,982 was an increase of \$812,679 (10.6%) when compared to 2023.

Total revenue in the LEA Fund increased \$7.0 million (10.6%) over 2023. Property tax revenue increased \$6.2 million, charges for services increased \$0.5 million and interest on investments increased \$0.2 million.

**DOUGLAS COUNTY, COLORADO**  
Management's Discussion and Analysis  
December 31, 2024

Expenditures in the LEA Fund increased \$1.1 million (3.5%) over 2023. Operating costs increased \$1.8 million due to increasing personnel expenditures and capital outlay decreased \$0.7 million.

The transfer into the Law Enforcement Authority from the General Fund subsidizes the cost of new deputies and equates to salary/benefits and one-time start up costs for 27 additional employees. The Law Enforcement Authority Fund has reached maximum capacity to fund additional staff so any new deputies must be paid for with General funds along with any over budget variances.

**Road Sales and Use Tax Fund** – The Road Sales and Use Tax Fund accounts for revenue received from a dedicated sales tax which is restricted to be used for roadway infrastructure construction. Of the County's total 1.0% sales tax, 0.4% was approved by the voters for this purpose. In November 2007, the voters of Douglas County voted to extend the 0.4% sales and use tax effective January 1, 2011, dedicated for the improvement and maintenance of the County's roads and bridges for another 20 years, extending it through December 31, 2030. The 2024 year-end fund balance of \$102,253,053 was a decrease of \$(3,415,754) (3.2)% when compared to 2023. Due to the voter restriction placed on the defining revenue source of this fund the entire fund balance of \$102,253,053 has been placed in restricted fund balance.

Total revenue decreased \$(10.2) million (16.8)% in 2024. The dedicated sales tax revenue for the Road Sales and Use Tax Fund stayed flat. Federal grants decreased \$10.1 million in 2024 as the improvements to Highway 85 were wrapped up and the County received much less federal funding from Colorado Department of Transportation to assist with the construction of this large project.

Expenditures in the Road Sales and Use Tax Fund increased \$3.5 million 8.5% in 2024 when compared to 2023. This increase is due to increased governmental support to outside agencies for road projects.

The transfer out of the Road Sales and Use Tax Fund reimburses the General Fund for engineering services completed on various road projects.

**Transportation Infrastructure Sales and Use Tax** – The Transportation Infrastructure Sales and Use Tax Fund accounts for monies received from 0.18% of the County's 1.0% sales and use tax approved by the voters through ballot measure 1A in 2019. These funds must be used to fund transportation infrastructure improvements within the County. The 2024 fund balance of \$40,055,910 was an increase of \$2,760,973 over 2023. Due to the voter restriction placed on the defining revenue source of this fund. The entire fund balance of \$40,055,910 has been placed in restricted fund balance.

Total revenue increased in 2024 by \$1.4 million 5.7% over 2023 due to the receipt of an additional \$1.0 million, over 2023, in federal grant funds from Colorado Department of Transportation to assist in the construction of US highway 85.

Expenditures in the Transportation Infrastructure Sales and Use Tax Fund increased \$19.7 million (81.1%) in 2024 when compared to 2023. This increase is due to additional

**DOUGLAS COUNTY, COLORADO**  
Management's Discussion and Analysis  
December 31, 2024

expenditures on behalf of other governmental units of \$19.3 million over 2023. An additional \$14.8 million was paid to Colorado Department of Transportation for US highway 85 and an additional \$4.5 million was paid to municipalities for various road projects.

**Parks and Open Space Sales and Use Tax** – The Parks, Trails, Historic Resources and Open Space Sales and Use Tax Fund accounts for monies received from a dedicated sales tax (0.17%) that must be utilized for the acquisition, development, and maintenance of open space, trails and parks. The 2024 year-end fund balance of \$55,751,331 was an increase of \$6,238,992, 12.6% when compared to 2023. Due to the voter restriction placed on the defining revenue source of this fund the entire fund balance of \$55,751,331 has been restricted.

The total revenue in the Parks and Open Space fund increased \$1.3 million 6.3 % in 2024. Interest on investments revenue increased in 2024 by \$1.0 million and cash in lieu payments increased \$0.4 million over 2023.

Expenditures in the Parks and Open Space Sales and Use Tax Fund increased \$4.8 million 45.2% in 2024 when compared to expenditures in 2023. A contribution to the Town of Castle Rock for the purchase and maintenance of the Lost Canyon Open Space of \$5.5 million was made in 2024. Capital outlay decreased \$2.4 million in 2024 below 2023 expenditures and the expenditures in the Parks sales tax division increased \$1.5 million in 2024 as park expenditures were accounted for in this new division set up to accurately reflect the split of the sales tax revenue that is used specifically for park purchases and maintenance.

The transfer out of the Parks and Open Space Sales and Use Tax Fund of \$0.3 million went to the Rueter Hess recreation area fund to subsidize the increased recreation uses offered at the regional reservoir.

**Justice Center Sales and Use Tax Fund** – The Justice Center Sales and Use Tax Fund accounts for monies received from a dedicated sales tax (0.25%) that must be utilized for capital improvements and operating costs associated with the County's Robert A. Christensen Justice Center and related facilities.

The ending fund balance for 2024 is \$16,514,220, this is a decrease of \$(5,088,366) (23.6)% when compared to 2023. Due to the voter restriction placed on the defining revenue source of this fund the entire fund balance of \$16,514,220 has been placed in restricted fund balance.

Total revenues in the Justice Center Sales and Use Tax Fund decreased \$(0.1) million (0.3)%. Sales tax revenues are the only major revenue source for this fund and sales and use tax revenues stayed flat in 2024.

Expenditures in the Justice Center Sales and Use Tax Fund are used exclusively to build, operate, and maintain the Justice Center and other related public safety facilities. Total expenditures in 2024 decreased \$(1.4) million (19.3)% when compared to 2023. Capital outlay expenditures decreased \$(1.6) million.

The transfer out of the Justice Center Sales and Use Tax Fund to the General Fund is used to reimburse General Fund departments for the repairs and maintenance of the justice center. The transfer in 2024 of \$26.7 million decreased by \$(1.4) million over 2023.

**DOUGLAS COUNTY, COLORADO**  
Management's Discussion and Analysis  
December 31, 2024

**American Rescue Plan Act Fund** – American Rescue Plan Act Fund (ARPA) accounts for the Corona Virus Local Fiscal Recovery Funds received from the U.S. Department of the Treasury through the American Rescue Plan Act. The County received \$68.2 million. These funds may only be used in compliance with section 603c of the Social Security Act. The funds may be used for eligible expenses incurred from March 31, 2021, until December 31, 2024. These funds are held as a liability in an unearned revenue account until the County incurs eligible expenses.

As of December 31, 2024, the fund balance was \$8,063,689. This is primarily the amount of interest revenue received on the unspent funds the County received from the U.S. Department of the Treasury.

Expenditures incurred in 2024 totaled \$10,233,180. Of the \$10.2 million in expenditures, \$8.0 million was eligible expenditures of federal funds and \$2.2 million was expenditures of the interest revenue received on the unspent ARPA funding. As of December 31, 2024 a balance of \$39,063,026 remains in the unearned revenue liability account.

**Other Nonmajor Governmental Funds** – Combined fund balances in the other nonmajor governmental funds at the close of the 2024 fiscal year totaled \$24,848,049, representing a decrease of \$(9,409,651) (-28.8%) when compared to 2023. This decrease was driven by the transfer out of Infrastructure fund to the Transportation Infrastructure fund of \$13.4 million to subsidize the expenditures for the improvements to US highway 85. The Infrastructure fund balance decreased \$(10.2) million. Proprietary Funds

Total net position of the County's Internal Service Funds at the end of the year is \$9,082,582, comprised of \$5,404,898 in the Employee Benefits Fund, \$1,056,998 in the Property and Liability Self-Insurance Fund and \$2,620,686 in the Medical, Dental and Vision Self-Insurance Fund.

**DOUGLAS COUNTY, COLORADO**  
Management's Discussion and Analysis  
December 31, 2024

**Asset and Debt Administration**

***Capital, Lease and Subscription Assets***

Douglas County’s capital assets for its governmental activities as of December 31, 2024, amounts to \$831,009,533 (net of accumulated depreciation and amortization) an increase of 2.6% over 2023. This investment in capital assets includes land, buildings and improvements, open space and recreational facilities, fleet vehicles and equipment, computer software, hardware and equipment, roads, streets, bridges and other infrastructure, lease and subscription assets, and construction in progress as shown below:

<b>Governmental Activities:</b>	<b>Capital Assets (in thousands, net of amortization/depreciation)</b>	
	<b>2024</b>	<b>2023</b>
Land	\$ 155,147	\$ 152,551
Buildings & improvements	175,350	181,331
Lease buildings	2,053	2,515
Lease cell towers	5,196	5,390
Equipment and vehicles	40,698	34,919
Lease equipment and vehicles	425	848
Infrastructure	426,254	395,519
Subscriptions	12,453	14,818
Construction in progress	13,433	21,853
	<b>\$ 831,010</b>	<b>\$ 809,744</b>

Additional information on the capital assets can be found in Note 6.

Major capital asset events during 2024 included:

- The Quebec/University/Lincoln roadway and signal construction project was completed in 2024 for \$13.8 million. This project includes an additional right-turn slip-lane, new travel lane alignments and the replacement of the traffic signal system for this intersection.
- The Bayou Gulch Road project from Pradera Road to Scott Road included roadway widening and drainage improvements and was completed in 2024 for \$4.4 million.
- The Pine Gulch Dam improvements project was complete in 2024 for \$0.7 million.
- The Perry Park Road safety improvements project included shoulder widening and the addition of guardrails and rumble strips and was completed in 2024 for \$2.8 million.
- The Stone Canyon radio tower which improves public safety communication was completed in 2024 for \$1.8 million.

**DOUGLAS COUNTY, COLORADO**  
Management's Discussion and Analysis  
December 31, 2024

- The County added \$34.0 million in donated assets in 2024. The majority of this was due to the conveyance of streets in various subdivision developments with a value of \$32.0 million.

Significant construction commitments as of December 31, 2024, include:

- \$7.9 million is re-appropriated in the 2025 budget to relocate the I25 frontage road.
- There is a re-appropriation of \$10.0 million for improvements to Lincoln Avenue.
- \$17.0 million is re-appropriated in the 2025 budget for County Line improvements.
- \$11.6 million is re-appropriated in the 2025 budget for the widening of Pine Drive.
- \$11.6 million is re-appropriated in the 2025 budget for continued improvements to US highway 85 which is not expected to be completed until 2026.

***Long-Term Debt***

At the end of the current fiscal year, Douglas County has no bonded debt outstanding. The County's long-term obligations are comprised of compensated absences, leases payable and subscriptions payable. Additional information related to the County's long-term obligations can be found in Note 9 to the financial statements.

**Economic Conditions Affecting the County**

The unemployment rate of 4.3% in Douglas County remains lower than the state average of 4.6%. and inflation has begun to moderate with the annual consumer price index falling to 2.9% as of December 2024 down from the 3.9% of December 2023. Economic expansion is anticipated but will be at a slower rate than previous years due to interest rate reductions and receding inflation. There are still some economic indicators that could pose some risks to include increasing consumer debt and geopolitical uncertainties. Steady job growth is anticipated in part by industries such as healthcare, aerospace and financial services.

Property taxes fund the majority of general government operating expenses in Douglas County and were 59.3% of the total general revenue received in 2024. Projected property tax revenue for 2025 shows a 5.1% decrease over 2024 which includes an estimated \$11 million reduction due to a temporary reduction of 1.048 mil to the County's 19.774 mil. SB23-108 allows for a temporary reduction in property taxes for the purpose of tax relief. However due to the elimination of the Gallagher Amendment in 2020 and several other property tax bills passed in November 2023 this revenue source will become more difficult to accurately predict and a newly created Property Tax Task Force at the state could mean minimal to no growth in property taxes will be experienced in the next reappraisal cycle which could affect revenue beginning in 2026. These changes will require the County to closely monitor economic conditions and be prepared to reevaluate priorities, if necessary.

Fiscally conservative principles leave Douglas County well positioned to be able to continue to provide our residents with efficient, convenient, and high-quality services. Through this fiscal responsibility, transparency, and accountability the County strives to safeguard the quality of life for all generations.

**DOUGLAS COUNTY, COLORADO**  
Management's Discussion and Analysis  
December 31, 2024

**Audit Committee**

The County's audit committee was established by resolution on August 11, 2009. The committee consists of five residents of the County; one from each commissioner district and two from the County at large. Each member serves a three-year term upon initial appointment.

**Requests for Information**

This financial report is designed to provide our constituents and other interested parties with a general overview of Douglas County's finances and to demonstrate the County's accountability for the monies it receives. Questions concerning any of the information provided in this report or requests for additional financial information should be directed to the Douglas County Finance Department, 100 Third Street, Suite 130, Castle Rock, Colorado, 80104. The Finance Department can also be reached at (303) 660-7430 or by email at [finance@douglas.co.us](mailto:finance@douglas.co.us).

## **BASIC FINANCIAL STATEMENTS**

**DOUGLAS COUNTY, COLORADO**

Statement of Net Position

December 31, 2024

	<b>Governmental Activities</b>
<b>Assets:</b>	
Pooled cash and investments	\$ 428,003,886
Property taxes receivable	224,885,631
Accounts receivable, net	30,755,231
Lease receivable	663,726
Notes receivable	1,766,627
Prepaid expenses and deposits	2,349,190
Inventories	4,267,718
Capital, lease and subscription assets:	
Land and construction in progress	168,580,022
Other capital, lease and subscription assets, net	662,429,511
Total assets	1,523,701,542
<b>Liabilities:</b>	
Accounts payable	22,682,303
Retainage payable	5,408,666
Accrued liabilities	13,057,158
Claims payable	5,338,987
Accrued interest payable	558,402
Payable to other governments	4,678,330
Unearned revenue	40,880,525
Security deposits and construction escrows	6,796,338
Long-term liabilities:	
Due within one year	14,627,532
Due in more than in one year	19,550,067
Total liabilities	133,578,308
<b>Deferred inflows of resources:</b>	
Property tax related	224,672,233
Lease related	646,246
Total deferred inflows of resources	225,318,479
<b>Net Position</b>	
Net investment in capital assets	808,927,938
Restricted:	
Emergencies (TABOR)	13,650,400
General government	4,152,046
Highways and streets	142,404,960
Health and human services	4,316,959
Public safety	17,996,289
Culture and recreation	58,318,494
Conservation of natural resources	6,448,755
Developmental disabilities	100,000
Unrestricted	108,488,914
Total net position	\$ 1,164,804,755

See accompanying notes to basic financial statements

**DOUGLAS COUNTY, COLORADO**

Statement of Activities

Year Ended December 31, 2024

Functions/Programs	<b>Program Revenues</b>				
	<b>Expenses</b>	<b>Charges for Services</b>	<b>Operating Grants and Contributions</b>	<b>Capital Grants and Contributions</b>	<b>Total Governmental Activities</b>
Governmental activities					
General government	\$ 172,002,520	\$ 62,426,867	\$ 15,309,365	\$ 462,937	\$ (93,803,351)
Judicial	13,605,454	413,403	1,099,473	-	(12,092,578)
Public safety	123,209,549	10,913,261	7,860,124	189,536	(104,246,628)
Highways and streets	171,446,162	1,557,089	16,586,655	33,502,851	(119,799,567)
Health and human services	73,075,355	2,820,083	58,883,470	-	(11,371,802)
Culture and recreation	24,856,419	2,135,118	3,099,840	-	(19,621,461)
Conservation of natural resources	1,111,666	-	-	-	(1,111,666)
Economic development and assistance	1,624,381	-	-	-	(1,624,381)
Developmental disabilities	9,368,508	-	-	-	(9,368,508)
Community services	423,035	-	-	-	(423,035)
Sanitation	577,947	72,176	-	-	(505,771)
Interest and fiscal charges	715,329	-	-	-	(715,329)
Total governmental activities	<u>\$ 592,016,325</u>	<u>\$ 80,337,997</u>	<u>\$ 102,838,927</u>	<u>\$ 34,155,324</u>	<u>\$ (374,684,077)</u>
<b>General revenues:</b>					
Taxes:					
Property				\$ 234,594,612	
Sales				106,744,261	
Specific ownership				17,308,519	
Other				187,935	
Investment income				28,915,443	
Miscellaneous				7,467,974	
Gain on sale of capital assets				123,851	
Total general revenues				<u>395,342,595</u>	
Change in net position				20,658,518	
Net position, January 1				<u>1,144,146,237</u>	
Net position, December 31				<u>\$ 1,164,804,755</u>	

See accompanying notes to basic financial statements

**DOUGLAS COUNTY, COLORADO**

Balance Sheet

Governmental Funds

December 31, 2024

	<b>General Fund</b>	<b>Road and Bridge</b>	<b>Human Services</b>	<b>Formerly Major Fund Douglas County Health Dept</b>
<b>Assets</b>				
Pooled cash and investments	\$ 74,886,847	\$ 41,332,345	\$ 3,522,557	\$ -
Property tax receivable	140,582,077	39,606,032	4,977,733	-
Accounts receivable, net of allowance	6,261,040	1,221,340	485,359	-
Lease receivable	-	-	-	-
Notes receivable	1,766,627	-	-	-
Prepaid items	1,442,059	137,518	12,917	-
Inventories	1,666,266	2,601,452	-	-
Interfund receivables	190,385	-	-	-
Total assets	\$ 226,795,301	\$ 84,898,687	\$ 8,998,566	\$ -
<b>Liabilities, Deferred Inflows of Resources and Fund Balances</b>				
<b>Liabilities</b>				
Accounts payable	17,227,251	824,093	584,950	-
Retainage payable	-	537,965	-	-
Accrued liabilities	6,100,539	1,417,851	470,714	-
Security deposits and construction escrows	(336,620)	7,128,508	-	-
Payable to other governments	400,474	-	-	-
Unearned revenues	392,482	116,905	312,696	-
Interfund payables	-	-	-	-
Total liabilities	23,784,126	10,025,322	1,368,360	-
<b>Deferred Inflows of Resources</b>				
Unavailable revenue - property taxes	140,446,417	39,568,495	4,973,901	-
Unavailable revenue - receivables	1,054,995	26,441	8,480	-
Unavailable revenue - leases	-	-	-	-
Unavailable revenue - notes receivables	1,766,627	-	-	-
Total deferred inflows of resources	143,268,039	39,594,936	4,982,381	-
<b>Fund balances:</b>				
Nonspendable	3,108,325	2,738,970	12,917	-
Restricted	19,686,825	-	2,634,908	-
Committed	3,724,697	23,611,683	-	-
Assigned	29,970,008	8,927,776	-	-
Unassigned	3,253,281	-	-	-
Total fund balances	59,743,136	35,278,429	2,647,825	-
Total liabilities, deferred inflows of resources and fund balances	\$ 226,795,301	\$ 84,898,687	\$ 8,998,566	\$ -

See accompanying notes to basic financial statements.

<b>Law Enforcement Authority</b>	<b>Road Sales and Use Tax</b>	<b>Transportation Infrastructure Sales and Use Tax</b>	<b>Parks and Open Space Sales and Use Tax</b>	<b>Justice Center Sales and Use Tax</b>	<b>American Rescue Plan Act</b>	<b>Other Nonmajor Governmental</b>
\$ 9,920,407	\$ 99,923,823	\$ 43,006,668	\$ 57,232,528	\$ 12,329,680	\$ 47,195,646	\$ 25,475,364
26,063,276	-	-	-	-	-	13,656,513
18,608	6,759,193	3,110,579	2,937,770	4,321,448	2,900,000	2,204,346
-	-	-	600,466	-	-	63,260
-	-	-	-	-	-	-
9,010	-	-	-	-	-	39,686
-	-	-	-	-	-	-
-	-	-	-	-	-	-
<u>\$ 36,011,301</u>	<u>\$ 106,683,016</u>	<u>\$ 46,117,247</u>	<u>\$ 60,770,764</u>	<u>\$ 16,651,128</u>	<u>\$ 50,095,646</u>	<u>\$ 41,439,169</u>
97,798	1,875,433	1,631,998	154,661	-	53,544	232,575
-	911,868	2,367,367	3,258	4,365	-	1,583,843
1,117,111	855,185	2,061,972	199,129	129,543	15,387	689,727
-	-	-	1,200	-	-	3,250
-	305,445	-	3,971,297	-	-	1,114
277,080	482,032	-	99,490	3,000	39,063,026	133,814
-	-	-	-	-	-	190,385
<u>1,491,989</u>	<u>4,429,963</u>	<u>6,061,337</u>	<u>4,429,035</u>	<u>136,908</u>	<u>39,131,957</u>	<u>2,834,708</u>
26,040,053	-	-	-	-	-	13,643,367
21,277	-	-	-	-	2,900,000	57,197
-	-	-	590,398	-	-	55,848
-	-	-	-	-	-	-
<u>26,061,330</u>	<u>-</u>	<u>-</u>	<u>590,398</u>	<u>-</u>	<u>2,900,000</u>	<u>13,756,412</u>
9,010	-	-	-	-	-	39,686
961,000	102,253,053	40,055,910	55,751,331	16,514,220	-	9,530,656
1,184,303	-	-	-	-	8,063,689	15,305,322
6,303,669	-	-	-	-	-	-
-	-	-	-	-	-	(27,615)
<u>8,457,982</u>	<u>102,253,053</u>	<u>40,055,910</u>	<u>55,751,331</u>	<u>16,514,220</u>	<u>8,063,689</u>	<u>24,848,049</u>
<u>\$ 36,011,301</u>	<u>\$ 106,683,016</u>	<u>\$ 46,117,247</u>	<u>\$ 60,770,764</u>	<u>\$ 16,651,128</u>	<u>\$ 50,095,646</u>	<u>\$ 41,439,169</u>

(Continued)

DOUGLAS COUNTY, COLORADO

Balance Sheet

Governmental Funds

December 31, 2024

	<b>Total Governmental Funds</b>
<b>Assets</b>	
Pooled cash and investments	\$ 414,825,865
Property tax receivable	224,885,631
Accounts receivable, net of allowance	30,219,683
Lease receivable	663,726
Notes receivable	1,766,627
Prepaid items	1,641,190
Inventories	4,267,718
Interfund receivables	190,385
Total assets	<u>\$ 678,460,825</u>
<b>Liabilities, Deferred Inflows of Resources and Fund Balances</b>	
<b>Liabilities</b>	
Accounts payable	22,682,303
Retainage payable	5,408,666
Accrued liabilities	13,057,158
Security deposits and construction escrows	6,796,338
Payable to other governments	4,678,330
Unearned revenues	40,880,525
Interfund payables	190,385
Total liabilities	<u>93,693,705</u>
<b>Deferred Inflows of Resources</b>	
Unavailable revenue - property taxes	224,672,233
Unavailable revenue - receivables	4,068,390
Unavailable revenue - leases	646,246
Unavailable revenue - notes receivables	1,766,627
Total deferred inflows of resources	<u>231,153,496</u>
<b>Fund balances:</b>	
Nonspendable	5,908,908
Restricted	247,387,903
Committed	51,889,694
Assigned	45,201,453
Unassigned	3,225,666
Total fund balances	<u>353,613,624</u>
Total liabilities, deferred inflows of resources and fund balances	<u>\$ 678,460,825</u>

See accompanying notes to basic financial statements.

**DOUGLAS COUNTY, COLORADO**  
 Reconciliation of the Governmental Funds Balance Sheet  
 to the Governmental Activities on the Statement of Net Position  
 December 31, 2024

Total governmental fund balances \$ 353,613,624

Amounts reported for governmental activities in the statement of net position  
 are different because:

Capital, lease and subscription assets used in governmental activities are not financial resources  
 and therefore are not reported in the funds. This amount is net of accumulated  
 amortization/depreciation of \$753,612,826 831,009,533

Long-term liabilities, including bonds payable, leases payable, subscriptions payable and  
 compensated absences, are not due and payable in the current period  
 and therefore are not reported in the funds.

Lease liability	(7,891,381)
Subscription liability	(12,167,494)
Compensated absences	(14,118,724)
Accrued interest payable	(558,402)
	<u>(34,736,001)</u>

Deferred inflows of resources for amounts not received within the availability  
 period are not reported as revenue in the governmental funds. 4,068,390

Deferred inflows of resources for amounts related to notes receivable that are not recorded  
 within the statement of net position 1,766,627

Internal service funds are used by management to charge the costs of  
 insurance and other services to individual funds. The assets and liabilities  
 of the internal service funds are included in governmental activities in the  
 statement of net position. 9,082,582

Net position of governmental activities \$ 1,164,804,755

See accompanying notes to basic financial statements.

**DOUGLAS COUNTY, COLORADO**

Statement of Revenues, Expenditures,  
and Changes in Fund Balances  
Governmental Funds  
Year ended December 31, 2024

	<u>General Fund</u>	<u>Road and Bridge</u>	<u>Human Services</u>	<u>Formerly Major Fund Douglas County Health Department</u>
Revenues:				
Taxes	\$ 152,473,030	\$ 54,040,897	\$ 4,168,819	\$ -
Licenses and permits	8,972,886	1,165,802	-	-
Intergovernmental	7,429,910	13,342,579	53,661,676	-
Charges for services	29,242,935	3,500	-	-
Fines and forfeits	181,521	-	-	-
Investment income	16,464,981	-	-	-
Contributions and private grants	718,880	10,395	-	-
Leases	-	-	-	-
Rents, reimbursements, other	3,959,639	11,411	504,315	-
	<hr/>	<hr/>	<hr/>	<hr/>
Total revenues	219,443,782	68,574,584	58,334,810	-
Expenditures:				
Current:				
General government	119,258,248	-	-	-
Judicial	13,598,439	-	-	-
Public safety	69,130,174	-	-	-
Highways and streets	5,846,964	54,442,050	-	-
Sanitation	444,670	-	-	-
Health and human services	1,950,082	-	63,188,019	-
Culture and recreation	6,676,182	-	-	-
Conservation of natural resources	387,372	-	-	-
Economic development and assistance	1,624,381	-	-	-
Developmental disabilities	-	-	-	-
Community services	423,035	-	-	-
	<hr/>	<hr/>	<hr/>	<hr/>
Total current	219,339,547	54,442,050	63,188,019	-
Capital outlay	7,171,518	15,983,742	137,595	-
Debt service:				
Principal	5,000,407	-	-	-
Interest	725,565	-	-	-
	<hr/>	<hr/>	<hr/>	<hr/>
Total debt service	5,725,972	-	-	-
	<hr/>	<hr/>	<hr/>	<hr/>
Total expenditures	232,237,037	70,425,792	63,325,614	-
	<hr/>	<hr/>	<hr/>	<hr/>
Excess (deficiency) of revenues over (under) expenditures	(12,793,255)	(1,851,208)	(4,990,804)	-
Other financing sources (uses):				
Sale of capital assets	835,874	266,301	-	-
Subscriptions issued	2,751,549	-	-	-
Transfers in	29,929,362	-	3,858,140	-
Transfers out	(12,393,737)	(107,000)	-	-
	<hr/>	<hr/>	<hr/>	<hr/>
Total other financing sources (uses)	21,123,048	159,301	3,858,140	-
	<hr/>	<hr/>	<hr/>	<hr/>
Net change in fund balances	8,329,793	(1,691,907)	(1,132,664)	-
Fund balances, January 1, as previously reported	51,413,343	36,970,336	3,780,489	1,548,598
Change within financial reporting entity (nonmajor to major fund)	-	-	-	(1,548,598)
	<hr/>	<hr/>	<hr/>	<hr/>
Fund balances, January 1, as restated	51,413,343	36,970,336	3,780,489	-
	<hr/>	<hr/>	<hr/>	<hr/>
Fund balances, December 31	\$ 59,743,136	\$ 35,278,429	\$ 2,647,825	\$ -

See accompanying notes to basic financial statements.

<b>Law Enforcement Authority</b>	<b>Road Sales and Use Tax</b>	<b>Transportation Infrastructure Sales and Use Tax</b>	<b>Parks and Open Space Sales and Use Tax</b>	<b>Justice Center Sales and Use Tax</b>	<b>American Rescue Plan Act</b>	<b>Other Nonmajor Governmental</b>
\$ 28,141,361	\$ 42,681,097	\$ 19,206,494	\$ 18,139,467	\$ 26,675,687	\$ -	\$ 13,227,903
-	-	-	-	-	-	-
65,857	682,112	4,256,425	6,434	-	8,049,420	16,100,431
2,209,656	-	-	-	66,325	-	3,346,914
954,923	-	-	-	-	-	109,712
630,059	3,679,814	1,621,882	3,003,251	561,262	2,638,693	315,501
50	3,295,551	-	453,250	-	-	109,344
-	-	-	77,847	-	-	26,350
4,630	181,175	-	87,812	-	-	569,118
<u>32,006,536</u>	<u>50,519,749</u>	<u>25,084,801</u>	<u>21,768,061</u>	<u>27,303,274</u>	<u>10,688,113</u>	<u>33,805,273</u>
-	-	-	-	-	8,482,682	675,954
-	-	-	-	7,018	-	-
32,092,986	-	-	-	1,642,156	-	11,543,989
-	36,819,115	44,036,497	-	-	-	317,369
-	-	-	-	-	-	131,923
-	-	-	-	-	-	5,822,001
-	-	-	14,578,110	-	-	748,749
-	-	-	-	-	-	-
-	-	-	-	-	-	9,368,508
-	-	-	-	-	-	-
<u>32,092,986</u>	<u>36,819,115</u>	<u>44,036,497</u>	<u>14,578,110</u>	<u>1,649,174</u>	<u>8,482,682</u>	<u>28,608,493</u>
<u>1,952,948</u>	<u>7,515,986</u>	<u>-</u>	<u>700,959</u>	<u>4,079,004</u>	<u>1,750,498</u>	<u>2,440,722</u>
112,264	-	-	-	-	-	168,077
25,284	-	-	-	-	-	93,762
137,548	-	-	-	-	-	261,839
<u>34,183,482</u>	<u>44,335,101</u>	<u>44,036,497</u>	<u>15,279,069</u>	<u>5,728,178</u>	<u>10,233,180</u>	<u>31,311,054</u>
<u>(2,176,946)</u>	<u>6,184,648</u>	<u>(18,951,696)</u>	<u>6,488,992</u>	<u>21,575,096</u>	<u>454,933</u>	<u>2,494,219</u>
66,225	-	-	-	-	3,882,726	5,100
-	-	-	-	-	-	-
2,923,400	-	22,212,669	-	-	-	3,362,197
-	(9,600,402)	(500,000)	(250,000)	(26,663,462)	-	(15,271,167)
<u>2,989,625</u>	<u>(9,600,402)</u>	<u>21,712,669</u>	<u>(250,000)</u>	<u>(26,663,462)</u>	<u>3,882,726</u>	<u>(11,903,870)</u>
812,679	(3,415,754)	2,760,973	6,238,992	(5,088,366)	4,337,659	(9,409,651)
7,645,303	105,668,807	37,294,937	49,512,339	21,602,586	3,726,030	32,709,102
-	-	-	-	-	-	1,548,598
<u>7,645,303</u>	<u>105,668,807</u>	<u>37,294,937</u>	<u>49,512,339</u>	<u>21,602,586</u>	<u>3,726,030</u>	<u>34,257,700</u>
<u>\$ 8,457,982</u>	<u>\$ 102,253,053</u>	<u>\$ 40,055,910</u>	<u>\$ 55,751,331</u>	<u>\$ 16,514,220</u>	<u>\$ 8,063,689</u>	<u>\$ 24,848,049</u>

(Continued)

**DOUGLAS COUNTY, COLORADO**Statement of Revenues, Expenditures,  
and Changes in Fund Balances  
Governmental Funds  
Year ended December 31, 2024

	<b>Total Governmental Funds</b>
Revenues:	
Taxes	\$ 358,754,755
Licenses and permits	10,138,688
Intergovernmental	103,594,844
Charges for services	34,869,330
Fines and forfeits	1,246,156
Investment income	28,915,443
Contributions and private grants	4,587,470
Leases	104,197
Rents, reimbursements, other	5,318,100
	<hr/>
Total revenues	547,528,983
	<hr/>
Expenditures:	
Current:	
General government	128,416,884
Judicial	13,605,457
Public safety	114,409,305
Highways and streets	141,461,995
Sanitation	576,593
Health and human services	70,960,102
Culture and recreation	22,003,041
Conservation of natural resources	387,372
Economic development and assistance	1,624,381
Developmental disabilities	9,368,508
Community services	423,035
	<hr/>
Total current	503,236,673
Capital outlay	41,732,972
	<hr/>
Debt service:	
Principal	5,280,748
Interest	844,611
	<hr/>
Total debt service	6,125,359
	<hr/>
Total expenditures	551,095,004
	<hr/>
Excess (deficiency) of revenues over (under) expenditures	(3,566,021)
	<hr/>
Other financing sources (uses):	
Sale of capital assets	5,056,226
Subscriptions issued	2,751,549
Transfers in	62,285,768
Transfers out	(64,785,768)
	<hr/>
Total other financing sources (uses)	5,307,775
	<hr/>
Net change in fund balances	1,741,754
	<hr/>
Fund balances, January 1, as previously reported	351,871,870
Change within financial reporting entity (nonmajor to major fund)	-
	<hr/>
Fund balances, January 1, as restated	351,871,870
	<hr/>
Fund balances, December 31	\$ 353,613,624
	<hr/> <hr/>

See accompanying notes to basic financial statements.

**DOUGLAS COUNTY, COLORADO**

Reconciliation of the Statement of Revenues, Expenditures, and Changes in Fund Balances of  
Governmental Funds to the Statement of Activities  
Year Ended December 31, 2024

Net change in fund balances - total governmental funds	\$ 1,741,754
Amounts report for governmental activities in the statement of activities are different because:	
Governmental funds report capital outlays as expenditures. However, in the statement of activities, the cost of those assets is allocated over their estimated useful lives and reported as amortization/depreciation expense. This is the amount by which amortization/depreciation exceeded capital outlays in the current period:	
Capital outlay	41,819,124
Construction in progress capitalized and written off in current year (discontinued projects)	(86,150)
Amortization/depreciation expense	(49,690,007)
Excess of depreciation over capital outlay	<u>(7,957,033)</u>
Sale of capital assets is reported as revenues in the governmental funds and not reported as revenues in the statement of activities.	(5,056,226)
The statement of activities reports gains arising from the sale of capital assets. Conversely, governmental funds do not report any gains on the sale of capital assets.	123,851
The issuance of long-term debt (e.g. leases and subscriptions) provides current resources to governmental funds, while the repayment of the principal of long-term debt consumes the current financial resources of governmental funds.	
Subscriptions issued	(2,751,550)
Repayment of debt is an expenditure in the governmental funds, but the repayment reduces long-term liabilities in the statement of net position.	
Leases payable	393,362
Subscriptions payable	4,887,387
Revenues in the governmental funds that provide current financial resources were previously accrued in the statement of activities when they were earned.	(8,997,437)
Deferred inflow of resources for amounts not received within the availability period are not reported as revenue in the governmental funds.	4,068,390
Deferred inflow of resources for notes receivable are reported in the governmental funds and revenue will be recognized as principle and interest are received.	1,766,627
Some revenues/contributions reported in the statement of activities do not provide current financial resources and therefore, are not reported as revenues/expenditures in governmental funds:	
Donation of capital assets from others	34,155,324
Some expenses reported in the statement of activities do not require the use of current financial resources and therefore, are not reported as expenditures in governmental funds:	
Accrued interest	129,282
Compensated absences	(2,413,916)
	<u>(2,284,634)</u>
Internal services funds are used by management to charge the costs of certain activities, such as insurance to individual funds. The net revenue (expense) of certain internal service funds is reported with governmental activities.	<u>568,703</u>
Change in net position of governmental activities	<u>\$ 20,658,518</u>

See accompanying notes to basic financial statements.

**DOUGLAS COUNTY, COLORADO**

Statement of Net Position

Proprietary Funds

December 31, 2024

	<u>Governmental Activities</u>
	<u>Internal Service Funds</u>
<b>Assets</b>	
Current assets:	
Pooled cash and investments	\$ 13,178,021
Accounts receivable	535,548
Prepaid expenses	708,000
Total current assets	<u>14,421,569</u>
Total assets	<u>\$ 14,421,569</u>
<b>Liabilities</b>	
Current liabilities:	
Accrued claims and expenses payable	\$ 5,338,987
Total current liabilities	<u>5,338,987</u>
Total liabilities	<u>5,338,987</u>
<b>Net Position</b>	
Unrestricted	<u>9,082,582</u>
Total net position	<u>9,082,582</u>
Total liabilities and net position	<u>\$ 14,421,569</u>

See accompanying notes to basic financial statements.

**DOUGLAS COUNTY, COLORADO**

Statement of Revenues, Expenses, and Changes in Fund Net Position

Proprietary Funds

Year Ended December 31, 2024

	<b>Governmental Activities</b>
	<b>Internal Service Funds</b>
Operating revenues:	
Charges for services	\$ 32,017,924
Other operating revenue	2,229,209
Total operating revenues	<u>34,247,133</u>
Operating expenses:	
Purchased services	1,042,738
Fixed charges	4,072,320
Insurance benefits/claims	31,063,372
Total operating expenses	<u>36,178,430</u>
Operating (loss)	(1,931,297)
Transfers:	
Transfers in	<u>2,500,000</u>
Total transfers	<u>2,500,000</u>
Change in net position	<u>568,703</u>
Net position - beginning	<u>8,513,879</u>
Net position - ending	<u><u>\$ 9,082,582</u></u>

See accompanying notes to basic financial statements.

**DOUGLAS COUNTY, COLORADO**

Statement of Cash Flows

Proprietary Funds

Year ended December 31, 2024

	<u>Governmental Activities</u>
	<u>Internal Service Funds</u>
Cash flows from operating activities:	
Cash received from internal customers	\$ 33,711,585
Cash payments to external suppliers for goods and services	<u>(35,754,856)</u>
Net cash used by operating activities	<u>(2,043,271)</u>
Cash flows from noncapital financing activities:	
Transfers in	2,500,000
Transfers out	-
Net cash provided by noncapital financing activities	<u>2,500,000</u>
Net increase in cash and cash equivalents	456,729
Cash and cash equivalents, January 1	<u>12,721,292</u>
Cash and cash equivalents, December 31	<u>\$ 13,178,021</u>
Reconciliation of operating income to net cash provided by operating activities:	
Operating loss	<u>\$ (1,931,297)</u>
Adjustments to reconcile operating income to net cash provided by operating activities:	
Increase in accounts payable	12,342
Increase in accrued claims and expenses payable	915,232
Increase in prepaid reserves	(504,000)
Decrease in accounts receivable	(535,548)
Total adjustments	<u>(111,974)</u>
Net cash used by operating activities	<u>\$ (2,043,271)</u>

See accompanying notes to basic financial statements.

**DOUGLAS COUNTY, COLORADO**

Statement of Fiduciary Net Position

Fiduciary Funds

December 31, 2024

	<b><u>Total Custodial Funds</u></b>
<b>Assets:</b>	
Cash and investments	\$ 11,620,736
Accounts receivable	<u>1,241,764</u>
Total assets	<u><u>\$ 12,862,500</u></u>
<b>Liabilities:</b>	
Accounts payable	\$ 169,617
Accrued expenses	18,055
Due to others	<u>11,016,834</u>
Total liabilities	<u><u>\$ 11,204,506</u></u>
<b>Net Position</b>	
<b>Restricted for:</b>	
Individuals, other governments	<u>\$ 1,657,994</u>
Total net position	<u><u>\$ 1,657,994</u></u>

See accompanying notes to basic financial statements.

**DOUGLAS COUNTY, COLORADO**  
Statement of Changes in Fiduciary Net Position  
Fiduciary Funds  
Year Ended December 31, 2024

	<u><b>Total Custodial Funds</b></u>
<b>Additions</b>	
Treasurer contributions	\$ 911,201,844
Inmate deposits	2,641,265
Opioid settlement	582,131
Interest	91,523
Fees	<u>593,166</u>
Total additions	<u><u>\$ 915,109,929</u></u>
<b>Deductions</b>	
Treasurer payments	\$ 911,201,844
Inmate payments	2,604,172
Payments to outside vendors	<u>1,219,734</u>
Total deductions	<u><u>\$ 915,025,750</u></u>
Net increase in fiduciary net position	84,179
Net position - beginning	<u>1,573,815</u>
Net position - ending	<u><u>\$ 1,657,994</u></u>

See accompanying notes to basic financial statements

## **NOTES TO BASIC FINANCIAL STATEMENTS**

**DOUGLAS COUNTY, COLORADO**  
Notes to Basic Financial Statements  
December 31, 2024

**(1) Financial Reporting Entity**

Douglas County, Colorado (the County) was formed in 1861 as a political subdivision of the State of Colorado and is subject to its statutes and empowerments. A three-member Board of County Commissioners, elected at large, governs the County. In addition, there are six other elected officials of the County which are the Assessor, Clerk and Recorder, Coroner, Sheriff, Surveyor and Treasurer.

The County provides a wide range of services to its residents, including public safety, planning, zoning, building inspection, property assessment, elections, document recording, motor vehicle registration, tax assessment and collection, infrastructure construction and maintenance, parks and open space, health services, social services, and other general administrative services.

The financial reporting entity consists of the primary government and its component units. As required by US GAAP, the accompanying financial statements present the financial activities of the County, the primary government, and its component units. The County is the primary government because it has a separately elected governing body, is legally separate, and is fiscally independent of any other state and local governments.

The definition of the reporting entity is based primarily on the notion of financial accountability. The elected officials governing Douglas County are accountable to their constituents for their public policy decisions, regardless of whether those decisions are carried out directly through the operations of the County or by their appointees through the operations of a separate entity. The County is financially accountable for legally separate organizations if 1) County officials serve as the governing body of the entity or appoint a voting majority of the entity's governing body and 2) the County can impose its will on that entity or there is a potential for specific financial benefits to, or burdens on, the County through the entity.

**(a) *Blended Component Units***

All component units included in the County's reporting entity are reported using the blended method. Blended component units are, in substance, part of the County's operation and therefore, information on these units is blended with the financial information of the County. This method is used when any of the following circumstances are met:

- 1) The component unit's governing body is substantively the same as the governing body of the primary government; *and* a) there is a financial benefit or burden relationship between the primary government and the component unit *or* b) management of the primary government has operational responsibility for the component unit.
- 2) The component unit provides services entirely or almost entirely to the primary government.
- 3) The component unit's total debt outstanding, including leases, is expected to be repaid entirely or almost entirely with resources of the primary government.

The following entities are included in the financial statements as blended component units based upon meeting the criteria for blending and/or their significant financial and operational relationships to the County. Separately issued financial statements are not available for the blended component units.

## DOUGLAS COUNTY, COLORADO

Notes to Basic Financial Statements

December 31, 2024

**Douglas County Law Enforcement Authority** - The Law Enforcement Authority (LEA) is a district formed as a political subdivision of the State to provide law enforcement services to the unincorporated areas of Douglas County. The Authority is empowered to levy property taxes (not to exceed seven mills). The Authority's Board of Directors is the County's Board of County Commissioners, which sets the mill levy and adopts and appropriates the LEA budget. Management of the County has operational responsibility for the component unit. Additionally, there is a financial benefit or burden relationship between Douglas County and the Authority. The LEA provides its revenues to assist in the provision of law enforcement services exclusively to the unincorporated portions of Douglas County. The district is included in the reporting entity as a blended component unit and is presented as a special revenue fund.

**Douglas County Woodmoor Mountain General Improvement District** - This improvement district was formed in late 1992 as a political subdivision of the State upon petition by a majority of the electors who own taxable real or personal property within the district. The purpose of the district is to maintain and to make capital improvements to the roads in the district. The district has the power to levy property taxes and the Board of County Commissioners constitutes ex-officio the board of directors of the district. As the District's board and the County's Board of County Commissioners are the same, the County may impose its will and there is a financial benefit/burden relationship with the district. The district's budget is adopted independently from the overall County budget. The district is included in the reporting entity as a blended component unit and is presented as a special revenue fund.

**Douglas County Lincoln Station Local Improvement District (LID)** - This improvement district was formed in January 2009 for imposing sales tax within the boundaries of the LID to assist in financing the design, construction, installation, operation, and maintenance of certain public improvements within the LID that the County is authorized to provide. These improvements generally consist of transportation improvements supporting the Lincoln Avenue Light Rail Station, including street and roadway improvements and related traffic and safety controls, park and recreation improvements, water and sanitation improvements and drainage improvements. The County Commissioners serve as the Board for the improvement district. As the LID's board and the Board of County Commissioners are the same, the County may impose its will and there is a financial benefit/burden relationship with the district. The district's budget is adopted independently from the overall County budget. The district is included in the reporting entity as a blended component unit and is presented as a special revenue fund.

**Douglas County Deputy Sheriff's Association** - This is a special support unit of the Sheriff's Office whose intent is to further the profession of law enforcement, create awareness within the community and serve as a service organization to the Sheriff's Office. This unit provides programs which are of a direct benefit to the members of the Sheriff's Office and facilitates extra duty employment. The Douglas County Deputy Sheriff's Association (DCDSA) is incorporated under the laws of the State of Colorado and is subject to the policies and procedures of the Sheriff's Office. While the Association's financial statements are not material to the financial statements of Douglas County; the Sheriff, an elected official of the County, directly appoints a voting majority of the organization's board giving management of the primary government operational responsibility for the component unit. The Association's Board may review, approve, reject, or amend a yearly budget for DCDSA as necessary, but this budget is not approved or monitored by the Douglas County Board of Commissioners. The Association is included in the reporting entity as a blended component unit and is presented as a special revenue fund.

**DOUGLAS COUNTY, COLORADO**  
Notes to Basic Financial Statements  
December 31, 2024

**Fallen Officer's Fund** – This fund collects tax-exempt donations which aid Douglas County Sheriff's Office members who are killed or seriously injured in the line of duty or who become deceased through illness, accident, injury, or natural causes not related to any performance of duty. While the Fund's financial statements are not material to the financial statements of Douglas County; the Sheriff, an elected official of the County, directly appoints a voting majority of the organization's board giving management of the primary government operational responsibility for the component unit. The Fallen Officer's Fund is a Colorado 501 (c) (3), tax exempt charitable organization. The Fund's board may review, approve, reject, or amend a yearly budget for the funds as necessary, but this budget is not approved or monitored by the Douglas County Board of Commissioners. This Fund is included in the reporting entity as a blended component unit and is classified as a special revenue fund.

**(b) Related Organizations**

The Board is responsible for appointing board members for other organizations; however, the commissioners' accountability does not extend beyond those appointments. The commissioners themselves may serve on other organizations' boards and provide some financial and operational influence, but they do not serve in a controlling capacity. These organizations are not included as component units of the County; however, any financial support and obligations of the County related to these organizations are reported in the County's financial statements.

**(2) Summary of Significant Accounting and Reporting Policies**

This summary of significant accounting and financial reporting policies of the County is presented to assist the reader in effectively evaluating the County's financial statements. These policies conform to US GAAP applicable to governmental entities. The Governmental Accounting Standards Board (GASB) is the accepted standard-setting body for establishing governmental accounting and financial reporting principles and their pronouncements have been consistently applied in the preparation of the accompanying financial statements. The following is a summary of the significant policies.

**(a) Basic Financial Statements**

Basic financial statements consist of the government-wide financial statements and the fund financial statements. The government-wide financial statements include a statement of net position and a statement of activities. The fund financial statements provide a more detailed level of financial information for the various governmental and proprietary funds.

Government-wide financial statements display information about the reporting entity as a whole. The effect of inter-fund activity has been removed from these statements, which focus more on the sustainability of the County as an entity and the change in aggregate financial position resulting from the activities of the reporting period. The statement of net position presents the County's non-fiduciary assets, liabilities, and deferred inflow of resources, with the difference reported as net position. Since the fiduciary funds are not available to the County, these funds are not reported in the government-wide statements. The statement of activities demonstrates the degree to which the direct expenses of a given function are offset by program revenues. Direct expenses are those that are clearly identifiable with a specific function or segment. Program revenues include 1) charges to citizens who purchase, use, or directly benefit from goods, services, or privileges provided by a given function and 2) grants and contributions that are

**DOUGLAS COUNTY, COLORADO**  
Notes to Basic Financial Statements  
December 31, 2024

restricted to meeting the operational or capital requirements of a particular function or segment. Taxes and other items not included among program revenues are reported instead as general revenues.

Fund financial statements display information at the individual fund level. Each fund is considered as a separate accounting entity. The County's funds are classified and summarized as governmental, proprietary, or fiduciary. Major individual governmental funds are reported as separate columns in the fund financial statements. Nonmajor funds are reported in a single column in the financial section of the basic financial statements and detailed further in the supplementary section.

**(b) Basis of Presentation**

The financial transactions of the County are recorded in individual funds. Each fund is accounted for by providing a separate set of self-balancing accounts that is comprised of assets, liabilities, fund balance, revenues, and expenditures. The various funds are reported by classification within the financial statements.

The County reports the following major governmental funds:

**General Fund** – The General Fund is the County's primary operating fund which accounts for all financial operations of the County except those required to be accounted for in another designated fund. Principal sources of revenue for this fund are property taxes, licenses and permits, intergovernmental assistance and charges for services. Primary expenditures are for functions related to public safety, planning and zoning, property valuation, tax collection, vehicle licensing, document recording, building inspection, engineering, culture and recreation and other County administrative functions.

**Road and Bridge Fund** – The Road and Bridge Fund is a special revenue fund that is funded through the assessment of property tax and accumulates costs related to the construction/installation and maintenance of County roads, bridges, and traffic signals, apart from costs associated with engineering and public works administration, which are recorded in the General Fund. By state law, Colorado counties are required to establish a Road and Bridge Fund with a portion of any property taxes assessed for this purpose to be allocated to cities and towns located within that county.

**Human Services Fund** - As required by state law, this fund is used to account for all federal and state public aid and assistance programs administered by the County. Restricted revenue sources include designated property taxes.

**Law Enforcement Authority (LEA) Fund** – The LEA Fund is a special revenue fund which accounts for revenues received from property tax levied by the Law Enforcement Authority (a special taxing district reported as a blended component unit of the County). Monies are used to provide public safety services to unincorporated areas of the County by the Sheriff's Office.

**Road Sales and Use Tax Fund** – The Road Sales and Use Tax Fund is a special revenue fund which accounts for revenues received from the 0.4% sales and use tax approved by voters in November 1995. Though initially set to sunset in 2010, in November 2007, the voters of Douglas County voted to extend the 0.4% sales and use tax dedicated for the improvement and maintenance of the County's roads and bridges for another 20 years, extending it through December 31, 2030. Monies are designated for the improvement and maintenance of County

**DOUGLAS COUNTY, COLORADO**  
Notes to Basic Financial Statements  
December 31, 2024

roads and bridges. The five wholly incorporated municipalities located within Douglas County receive a shareback of these revenues in accordance with intergovernmental agreements.

**Transportation Infrastructure Sales and Use Tax Fund** – The Transportation Infrastructure Sales and Use Tax Fund is a special revenue fund which accounts for revenues received from the 0.18% sales and use tax approved by voters in 2019. Monies are designated for the purpose of providing directly or indirectly transportation infrastructure and necessarily related expenses to include for the alleviation of traffic congestion whether owned or maintained by the County in whole or in part, by another entity that serves the residents of the county.

**Justice Center Sales and Use Tax Fund** –The Justice Center Sales and Use Tax Fund is a special revenue fund which accounts for revenues received from 0.25% of the County’s 1.0% sales and use tax is used for the construction and ongoing operation of the County’s Justice Center. In November 2019, voters of Douglas County voted to redirect 0.13% of the sales tax revenue subject to sunset on December 31, 2020, along with 0.05% in perpetuity (for a combined total of 0.18%) to the new Transportation Infrastructure Sales and Use Tax Fund effective January 1, 2020. The remaining 0.05%, initially scheduled to sunset on December 31, 2010, remains in perpetuity along with the existing 0.20% for ongoing operating costs.

**Parks and Open Spaces Sales and Use Tax Fund** – The Parks, Trails, Historic Resources and Open Space Sales and Use Tax Fund accounts for revenues received from the 0.17% sales and use tax approved by the voters in 1994 for the acquisition, development, and maintenance of open space, trails, and parks. Beginning in December 2022, the municipalities of Castle Pines and Lone Tree were added to the original three wholly incorporated municipalities of Castle Rock, Parker and Larkspur located within the County that share these revenues.

**American Rescue Plan Act Fund** – The American Rescue Plan Act Fund is a special revenue fund which accounts for revenues received from the United States Treasury as part of the Coronavirus Local Fiscal Recovery Fund. Douglas County received \$34.1 million from this fund in 2021 and \$34.1 million in 2022. This funding provides the government with a substantial infusion of resources to meet pandemic response needs and rebuild a stronger, and more equitable economy as the country recovers. Funds may be used to; support public health, address negative economic impacts caused by the public health emergency, replace public sector lost revenue, provide premium pay for essential workers, or to invest in water, sewer, and broadband infrastructure. These funds must be used to cover eligible costs incurred from March 3, 2021, through December 31, 2024, and must all be spent by December 31, 2026.

The County also reports the following fund types:

**Nonmajor Governmental Funds** – In addition to the major funds listed above, the County reports on sixteen nonmajor governmental funds. There are thirteen special revenue type funds which account for revenues generated from various sources such as property and sales taxes, grants and contributions and sheriff’s deputy extra duty charges for services. These funds expend those revenues for public health and safety, infrastructure, maintenance of open space, trails and parks, solid waste disposal, school safety and mental health initiatives, LID and GID improvements and drug trafficking prevention. Three of the nonmajor governmental funds are capital project funds. These funds account for the financial resources collected and used to acquire, construct, maintain and replace capital assets including facilities, infrastructure, vehicles, and equipment.

**DOUGLAS COUNTY, COLORADO**  
Notes to Basic Financial Statements  
December 31, 2024

**Internal Service Funds** – These funds account for the financing of goods or services provided by one department or agency to other departments or agencies of the County on a cost-reimbursement basis. Self-insurance programs for employee benefits and property and liability insurance are accounted for in these funds.

**Fiduciary Funds** – These funds account for assets held by the County as an agent for other entities or organizations. Fiduciary funds are excluded from the government-wide financial statements because the resources of those funds are not available to support the County’s own programs. The fiduciary activities include the following custodial funds; the Treasurer’s Fund, which accounts for the receipt and disbursement of property tax revenues received by the Treasurer for other taxing entities in the County; the Public Trustee Fund used to account for the fiduciary activities of the Public Trustee; the Jail Funds are a combination of the Douglas County Jail Escrow, Inmate Commissary and Victim’s Compensation Fund which is used to account for the receipt and disbursement of funds held on behalf of inmates or victims; and the Opioid Settlement Fund used to account for the receipts and disbursement of the Opioid Council Region 12.

**(c) Measurement Focus and Basis of Accounting**

Measurement focus is a term used to describe which transactions are recorded within the various financial statements. Basis of accounting refers to when transactions are recorded regardless of the measurement focus.

The government-wide financial statements are presented on a full accrual basis of accounting with an economic resources measurement focus concentrating on an entity or fund’s net position. All transactions and events that affect the total economic resources during the period are reported. Under the full accrual basis of accounting, revenues are recorded when earned and expenses are recorded at the time an obligation (liability) is incurred, regardless of the timing of related cash inflows and outflows. Fiduciary funds use the accrual basis of accounting.

Governmental funds financial statements are presented on a modified accrual basis of accounting with a current financial resources measurement focus. This measurement focus concentrates on the fund’s resources available for spending in the near future. Only transactions and events affecting the fund’s current financial resources during the period are reported. Under modified accrual accounting, revenues are recognized as soon as they are both measurable and available. Revenues are considered available if collected within 60 days of year-end. The County reports deferred inflows when the potential revenue does not meet both the measurable and available criteria for recognition in the current period.

Property taxes, grant revenue, sales tax, and highway user tax are the primary revenue sources subject to accrual. Property taxes are reported as receivable and a deferred inflow of resources when an enforceable lien on the property exists. The County bills and collects its own property taxes and the taxes of various taxing agencies. Collections and remittance of taxes for the other taxing agencies are accounted for in the Treasurer’s Fund (See Note 2 (e)).

Under modified accrual accounting, governmental fund liabilities (and expenditures) should be accrued in the absence of applicable modification. Such modifications exist for long-term debt, including lease and subscription liabilities, as well as expenditures related to compensated absences, and claims and judgments and special termination benefit liabilities. These liabilities are accrued in the governmental funds only to the extent they are due.

**DOUGLAS COUNTY, COLORADO**  
Notes to Basic Financial Statements  
December 31, 2024

General capital, lease and subscription asset acquisitions, including entering into contracts giving the County the right to use leased and subscription assets, are reported as expenditures in governmental funds. Issuance of long-term debt and financing through leases and subscriptions are reported as other financing sources.

Since the governmental fund financial statements are presented on a different measurement focus and basis of accounting than the government-wide statements, reconciliation is provided in the fund financial statements.

The Fiduciary funds financial statements are prepared using the economic resources measurement focus. The economic resources measurement focus considers both current and noncurrent assets as well as short-term and long-term liabilities. Fiduciary funds use the accrual basis of accounting which means that transactions are recorded when they occur, regardless of when cash is received or paid.

**(d) Pooled Cash and Investments**

All cash is deposited with and invested through the County Treasurer except for funds held by third-parties (trustees) or by separate legal entities that are included in the County reporting entity. Cash includes amounts in demand deposits, money market accounts, and certificates of deposit maturing in three months or less. For purposes of the statement of cash flows, cash and cash equivalents are considered to be cash on hand, demand deposits, and highly liquid investments with original maturities of three months or less. Investments are stated at fair value in accordance with the Colorado Revised Statutes and the County's investment policy.

The Treasurer maintains a cash and investment pool for all County funds. Each fund's accounting records reflect equity in pooled cash and investments. All earnings on investments are distributed to each fund based upon their proportionate share of pooled cash and investments at the end of each month. At year-end, earnings that have been distributed to funds for which there is no statutory requirement regarding allocation of interest may be transferred to the General Fund.

**(e) Receivables - Property Taxes**

Property taxes are levied on January 1 based on assessed valuation as of the previous January 1 when an enforceable lien is placed on the property. Property taxes payable in the following year are reported as a receivable on December 31. All current taxes receivable are offset by the full amount of the deferred inflow of property taxes. Taxes are payable in full by April 30, or in two equal installments due February 28 and June 15.

**(f) Receivables - Long-term Notes**

The County has issued two long-term notes to assist in the development of affordable housing units. These notes are not due and payable to the County for 30 years. The amount due has been recorded in notes receivable at the net present value of the expected future payment due to the County. This will be adjusted on an annual basis and the full amount is offset by a long-term deferred inflow in the fund statements.

**(g) Receivables**

**DOUGLAS COUNTY, COLORADO**  
Notes to Basic Financial Statements  
December 31, 2024

General receivables are reported at gross unless management has determined there to be a significant uncollectible amount. The majority of the receivable balance relates to sales and use taxes due to the County at year end. Allowances for uncollectible amounts are recorded in the Human Services Fund (see Note 4).

**(h) *Inter-fund Transactions***

These are transactions between funds that would be treated as revenues or expenditures if the provision of services is reasonably equivalent to the amount paid. Transactions that constitute reimbursements of a fund for expenditures initially made from that fund, which are properly applicable to another fund, are recorded as expenditures in the reimbursing fund and as reductions of expenditures in the fund that is reimbursed. All other inter-fund transactions are reported as transfers. At year-end, outstanding balances between funds are reported as due to/from other funds.

**(i) *Inventories***

Inventories are valued at average cost which is determined using the first-in, first-out (FIFO) method. Inventory reported in the General Fund consists of common technology replacements, expendable parts/supplies for fleet maintenance, fuel supplies, parts/supplies for park and trail maintenance and personal protective equipment purchased in response to the coronavirus pandemic. Inventory reported in the Road and Bridge Fund consists of road repair and maintenance supplies as well as traffic control services supplies. These items are recorded as expenditures at the fund level when they are purchased, using the purchase method. Year-end adjustments are made to the recorded nonspendable fund balance and to the inventory account based on the physical inventory available at year end. Inventories do not constitute available resources even though they are a component of net current assets.

**(j) *Prepaid Items***

Certain payments to vendors that reflect costs applicable to future accounting periods are recorded as prepaid items in both government-wide and fund financial statements. The expenditure will be appropriately recognized using the consumption method, in the benefiting period.

**(k) *Capital, Lease and Subscription Assets***

Capital, assets include the purchase, acquisition, or construction, of equipment, facilities, or other similar assets at a cost of \$5,000 or more and for which a useful life of over one year is expected and are recorded at historical cost, or estimated historical cost if actual historical cost is not available. Capital assets include property, plant, equipment and infrastructure assets (e.g., roads, bridges). Lease and subscription assets have a capitalization threshold of \$50,000 for the total amount of all expected, noncancelable payments for the right to use property or software. In the governmental fund statements, which follow modified accrual accounting, capital, lease and subscription assets are charged to expenditures when purchased, but are capitalized in proprietary fund statements, as those fund types follow full accrual accounting. Donated assets are recorded

**DOUGLAS COUNTY, COLORADO**  
Notes to Basic Financial Statements  
December 31, 2024

at acquisition value as of the date of the donation. Additions or improvements that significantly extend the useful life of an asset are capitalized. Other costs incurred for normal maintenance and repairs that do not add value to the asset or materially extend the asset’s useful life are not capitalized. Capital, lease and subscription assets are depreciated/amortized for reporting purposes in the government-wide financial statements. Improvements are depreciated over the remaining useful lives of the related capital assets.

Land and construction in progress are not depreciated. Other tangible and intangible property and equipment, lease property and equipment, infrastructure and subscription assets are depreciated/ammortized using the straight-line method over the following estimated useful lives, or lease/subscription term, whichever is shorter:

Buildings	40 years
Building improvements	10 – 40 years
Improvements other than buildings	5 – 40 years
Infrastructure	25 – 50 years
Equipment	3 – 10 years
Heavy equipment	7 years
Vehicles	3 – 5 years

**(l) *Deferred Inflows of Resources***

In addition to liabilities, the statement of net position and governmental funds balance sheets reports a separate section for deferred inflows of resources. This element of the financial statements represents an acquisition of net assets that applies to future periods and will not be recognized as an inflow of resources as revenue until applicable. Douglas County records a property tax receivable as of December 31 for the subsequent year’s tax levy. but because this acquisitions of net position applies to future periods they are offset by a deferred inflow of resources. In the fund and the government-wide financial statements the County reports deferred amounts related to leases.

Some items are considered deferred inflows of resources under the modified accrual basis of accounting and are only reported in the governmental funds.

**(m) *Compensated Absences***

Standard vacation is earned in an amount ranging from 108 to 180 hours annually based upon eligibility and tenure. The maximum accumulation limit is twice the standard annual accrual rate. At termination, employees are paid for any unused vacation leave up to the applicable maximum limit.

Compensatory time is granted except for employees classified as exempt under the Fair Labor Standards Act at the rate of one and one-half hours for each overtime hour worked but must be taken before the end of the last pay period of any given year. Any unused compensatory time is paid to the employee before the end of the fiscal year; therefore, there is no reportable compensatory time liability.

The County does not pay for unused sick leave upon termination; therefore, an amount equal to

**DOUGLAS COUNTY, COLORADO**  
Notes to Basic Financial Statements  
December 31, 2024

the expected annual usage of the accrued sick leave liability is included, along with the hours expected to be used by employees through the sick leave conversion policy.

The entire compensated absence liability is reported in the government-wide financial statements. A liability is recorded for compensated absences in the governmental funds only if it has matured as a result of employee resignation or retirement.

**(n) Long-Term Obligations**

In the government-wide statement of net position, long-term debt and other long-term obligations are reported as liabilities. Bond premiums are deferred and amortized over the life of the bonds.

In the financial statements for governmental fund types, bond, lease and subscription proceeds, as well as bond premiums are reported as other financing sources.

Issuance costs, whether or not withheld from the actual debt proceeds received, are reported as debt service expenditures.

**(o) Elimination of Internal Activity and Classification of Internal Service Funds' Revenues and Expenditures**

Transactions between funds that would be treated as revenues or expenditures, if they were to involve entities external to the County, are accounted for as revenues or expenditures in the funds. At year-end, outstanding balances between funds are reported in the fund financial statements. Amounts reported in the funds as due to or due from other funds are eliminated in the governmental activities column of the statement of net position.

The County eliminates its internal service activity in the statement of activities. This is accomplished by eliminating the revenues and expenditures of the internal service funds against each other, and then distributing the residual amount among the various functions based upon the volume of activity they had during the year with each internal service fund.

**(p) Fund Balances (See Note 5)**

In the fund's financial statements, the following classifications describe the relative strength of the spending constraints.

*Non-spendable fund balance* - The portion of fund balance that cannot be spent because it is not in a spendable form such as inventory and prepaid items, or it is legally or contractually required to be maintained intact.

*Restricted fund balance* - The portion of fund balance constrained to being used for a specific purpose by external parties (such as grantors, voters, or bondholders), constitutional provisions or enabling legislation.

*Committed fund balance* - The portion of fund balance constrained for specific purposes through a signed resolution by the County's highest level of decision-making authority, the Board of County Commissioners, prior to the end of the current fiscal year. The constraint may be removed or changed only through an additional resolution of the Board of County

**DOUGLAS COUNTY, COLORADO**  
Notes to Basic Financial Statements  
December 31, 2024

Commissioners. Committed fund balances in major special revenue funds will also include any remaining fund balance that is not otherwise restricted. This classification is necessary to indicate that those funds are, at a minimum, required to be used for the purpose defined by that specific fund.

*Assigned fund balance* - The portion of fund balance set aside for planned or intended purposes. An intended use of any amount may be expressed by the Board of County Commissioners and recorded in the minutes of an executive meeting. Directors and/or managers are authorized to assign fund amounts less than \$25,000 through the issuance of a purchase order with appropriate signatures. An assignment of more than \$25,000 must be approved and signed by the County Manager and any assignment greater than \$100,000 must also be signed/approved by the Board of County Commissioners. The County also uses an analytical model to determine the amount of risk reserve that will be carried as an assignment in the General Fund, Road and Bridge Fund and the Law Enforcement Agency fund for emergencies such as floods, wildfires, and other natural disasters. Assigned fund balances in nonmajor special revenue funds will also include any remaining fund balance that is not otherwise restricted or committed. This classification is necessary to indicate that those funds are, at a minimum, required to be used for the purpose defined by that specific fund.

*Unassigned fund balance* - The residual portion of fund balance that does not meet any of the above criteria. The County will only report a positive unassigned fund balance in the General Fund. A negative fund balance occurs when nonspendable, restricted, committed or assigned balances exceed the amount of available fund balance.

If both restricted and unrestricted (the total of committed, assigned and unassigned fund balance) resources are available for a particular purpose when an outlay is incurred, it is County policy to use all available restricted amounts first. Unrestricted resources available for the same purpose will be applied in the following order: committed, assigned and unassigned fund balance.

**(q) Net Position**

The government-wide financial statements net position is categorized into three categories. The first is net investment in capital assets, leases and subscriptions reduced by accumulated depreciation/amortization and any outstanding debt incurred to acquire, construct, or improve those assets excluding unexpended bond proceeds, restricted or unrestricted. This category represents net investment in property, plant, equipment, infrastructure, lease and subscription assets. The second category is restricted, which represents assets restricted by requirements of revenue bonds, other externally imposed constraints, or by legislation, in excess of the related liabilities payable from restricted assets. The third category; unrestricted portion of net position, consists of the net position that do not meet the definition of either of the other two categories of net position.

**(q) Lease Receivable**

The County is a lessor for noncancellable leases. The County recognizes a lease receivable and a deferred inflow of resources in the government-wide and governmental fund financial statements.

At the commencement of a lease, the County initially measures the lease receivable at the present value of payments expected to be received during the lease term. Subsequently, the lease receivable is reduced by the principal portion of lease payments received. The deferred inflow of

**DOUGLAS COUNTY, COLORADO**  
Notes to Basic Financial Statements  
December 31, 2024

resources in initially measured as the initial amount of the lease receivable, adjusted for lease payments received at or before the lease commencement date. Subsequently, the deferred inflow of resources is recognized as revenue over the life of the lease term.

Key estimates and judgments include how the County determines (1) the discount rate it uses to discount the expected lease receipts to present value, (2) lease term, and (3) future lease receipts.

- The County uses its estimated incremental borrowing rate as the discount rate for leases.
- The lease term includes the noncancellable period of the lease. Lease receipts included in the measurement of the lease receivable is composed of fixed payments from the lessee.

The County monitors changes in circumstances that would require a remeasurement of its leases, and will remeasure the lease receivable and deferred inflows of resources if certain changes occur that are expected to significantly affect the amount of the lease receivable.

**(r) Lease Liability**

The County is a lessee for noncancellable leases. The County recognizes a lease liability and an intangible right-to-use lease asset (lease asset) in the government-wide financial statements. The County recognizes lease liabilities with an initial, individual value of \$50,000 or more.

At the commencement of a lease, the County initially measures the lease liability at the present value of payments expected to be made during the lease term. Subsequently, the lease liability is reduced by the principal portion of lease payments made. The lease asset is initially measured as the initial amount of the lease liability, adjusted for lease payments made at or before the lease commencement date, plus certain initial direct costs. Subsequently, the lease asset is amortized on a straight-line basis over its useful life or the lease term, whichever is shorter.

Key estimates and judgments related to leases include how the county determines (1) the discount rate it uses to discount the expected lease payments to present value, (2) lease term, and (3) future lease payments.

- The County uses the interest rate charged by the lessor as the discount rate. When the interest rate charged by the lessor is not provided, the County generally uses its estimated incremental borrowing rate as the discount rate for leases.
- The lease term includes the noncancellable period of the lease. Lease payments included in the measurement of the lease liability are composed of fixed payments and purchase option price that the County is reasonably certain to exercise.

The County monitors changes in circumstances that would require a remeasurement of its leases and will remeasure the lease asset and liability if certain changes occur that are expected to significantly affect the amount of the lease liability.

Lease assets are reported with other capital assets and lease liabilities are reported with long-term debt on the statement of net position.

**(s) Subscription Liability**

The County recognizes a subscription liability and an intangible right-to-use subscription asset (subscription asset) in the government-wide financial statements. The County recognizes subscription liabilities with an initial, individual value of \$50,000 or more.

**DOUGLAS COUNTY, COLORADO**  
Notes to Basic Financial Statements  
December 31, 2024

At the commencement of a subscription, the County initially measures the subscription liability at the present value of payments expected to be made during the subscription term. Subsequently, the subscription liability is reduced by the principal portion of subscription payments made. The subscription asset is initially measured as the initial amount of the subscription liability, adjusted for subscription payments made at or before the subscription commencement date, plus certain initial direct costs. Subsequently, the subscription asset is amortized on a straight-line basis over its useful life or the subscription term, whichever is shorter.

- Key estimates and judgments related to subscriptions include how the county determines (1) the discount rate it uses to discount the expected subscription payments to present value, (2) subscription term, and (3) future subscription payments.
- The County uses the interest rate charged by the subscriber as the discount rate. When the interest rate charged by the subscriber is not provided, the County generally uses its estimated incremental borrowing rate as the discount rate for subscription.
- The subscription term includes the noncancellable period of the subscription. The payments included in the measurement of the subscription liability are composed of fixed payments and purchase option price that the County is reasonably certain to exercise.

The County monitors changes in circumstances that would require a remeasurement of its subscriptions and will remeasure the subscription asset and liability if certain changes occur that are expected to significantly affect the amount of the lease liability.

Subscription assets are reported with other capital assets and subscription liabilities are reported with long-term debt on the statement of net position.

**(t) Use of Estimates**

The preparation of financial statements in conformity with US GAAP requires management to make estimates and assumptions that may affect the reported amounts of assets, liabilities and deferred inflows of resources, and the disclosure of contingent assets and liabilities at the date of the financial statements and the reported amounts of revenues and expenses during the reporting period. Actual results could differ from these estimates.

**(u) Adoption of Accounting Principles**

The County implemented the following new pronouncements for the year ending December 31, 2024:

GASB Statement No. 100 *Accounting Changes and Error Corrections - an amendment of GASB Statement No. 62*. This statement improves financial reporting by providing more understandable and comparable information for making decisions or assessing accountability. There was no financial impact as a direct result of implementation.

GASB Statement No. 101, *Compensated Absences*. This statement updates the recognition and measurement guidance for compensated absences under a unified model. Specifically, the new standard clarifies that a liability should be recorded for compensated absences that are more likely than not to be paid or otherwise settled. Additionally it amends certain existing disclosure requirements. The County adopted this standard on December 31, 2024, and applied it retrospectively to the earliest period presented. There was no effect on beginning net position as of

**DOUGLAS COUNTY, COLORADO**  
Notes to Basic Financial Statements  
December 31, 2024

January 1, 2024.

**(v) Changes within the Financial Reporting Entity**

Douglas County Health Department was previously reported as an entity designated major fund. However, in 2024, Douglas County removed its entity designation as a major fund because it does not meet the 10% requirement to be included as a major fund. The Douglas County Health Department is shown as a non-major fund for the fiscal year ended December 31, 2024. The effects of that change within the financial reporting entity are shown in the table below.

Reporting Units Affected by Adjustments to and Restatements of Beginning Balances

	Funds		Government-Wide
	Major	Nonmajor	Governmental Activities
<b>1/1/24 as previously reported</b>	\$ 319,162,768	\$ 32,709,102	\$ 351,871,870
Change within financial reporting entity (major to nonmajor fund)	(1,548,598)	1,548,598	-
<b>1/1/24, as restated</b>	<u>\$ 317,614,170</u>	<u>\$ 34,257,700</u>	<u>\$ 351,871,870</u>

**(w) Future Changes in Accounting Principles**

The GASB issued Statement No. 102 *Certain Risk Disclosures*. This Statement will provide users of government financial statements with essential information about risk related to a government's vulnerabilities due to certain concentrations or constraints. The County expects to first apply GASB 102 during the year ending December 31, 2025, using the facts and circumstance in place at the time of adoption. The impact of applying the Statement has not been determined.

The GASB also issued Statement No. 103, *Financial Reporting Model Improvements*. This statement's objective is to improve key components of the financial reporting model to enhance its effectiveness in providing information that is essential for decision making and assessing a government's accountability. The County first expects to apply GASB 103 during the year ending December 31, 2026, using the facts and circumstances in place at the time of adoption. The impact of applying the Statement has not been determined.

The GASB also issued Statement No. 104, *Disclosure of Certain Capital Assets*. This statement will provide users of government financial statements with essential information about certain types of capital assets. The County first expects to apply GASB 104 during the year ending December 31, 2026, using the facts and circumstances in place at the time of adoption. The impact of applying the Statement has not been determined.

**DOUGLAS COUNTY, COLORADO**  
Notes to Basic Financial Statements  
December 31, 2024

**(3) Deposits and Investments**

***Cash Deposits***

The Colorado Public Deposit Protection Act (PDPA) requires that all units of local government deposit cash in eligible public depositories. Eligibility is determined by state regulations. Amounts on deposit in excess of federal insurance levels must be collateralized by eligible collateral as determined by the PDPA.

PDPA allows the financial institution to create a single collateral pool for all public funds held. The pool is to be maintained by another institution. The pool may be held in trust or protected by a letter of credit for all the uninsured public deposits as a group. The market value of the collateral must be at least equal to 102% of the uninsured deposits. On December 31, 2024, the County had bank deposits totaling \$9,573,881. Outstanding checks of \$1,675,086 reduced the cash balances to \$7,898,795, of this, \$1,785,983 was covered by FDIC. The remaining balance of \$6,112,812 was covered by PDPA.

A summary of the cash and investments as of December 31, 2024 follows:

Petty cash	\$ 23,091
Cash Deposits	7,898,795
Investments	<u>431,702,736</u>
Total cash and investments	<u><u>\$ 439,624,622</u></u>

The carrying amount of the deposits and investments are reported in the financial statements as follows:

Pooled cash and investments	\$ 428,003,886
Fiduciary cash and investments	<u>11,620,736</u>
Total cash and investments	<u><u>\$ 439,624,622</u></u>

***Investments***

The County categorizes its investment’s fair value measurement within the fair value hierarchy established by generally accepted accounting principles. The hierarchy is based on the valuation inputs used to measure the fair value of the asset. Level 1 inputs are quoted prices in active markets for identical assets and level 2 inputs are significant other observable inputs.

The County has the following recurring fair value measurements as of December 31, 2024:

- U.S. Treasury securities of \$184,328,454 are valued using market closing prices (Level 1 inputs).
- Federal Agency security issues (FNMA, FFCB, FHLMC and FHLB) of \$54,674,155 are valued using benchmarking and matrix pricing (Level 2 inputs).
- Municipal bonds of \$20,678,127 are valued using benchmarking and matrix pricing (Level 2 inputs).
- Corporate notes and bonds of \$9,969,750 are valued using benchmarking and matrix pricing (Level 2 inputs).
- Commercial paper of \$385,944 are valued using benchmarking and matrix pricing (Level 2 inputs).

**DOUGLAS COUNTY, COLORADO**  
Notes to Basic Financial Statements  
December 31, 2024

On December 31, 2024, the County had the following investments:

Investment Type	Rating	Less than 1 year	1-5 years	Fair Value
U.S. Treasury Securities	AA+	\$ 106,065,916	78,262,538	184,328,454
Federal Agency Coupon Securities	AA+	43,688,160	10,985,995	54,674,155
Municipal Bond Securities	AA - AAA	15,656,978	5,021,149	20,678,127
Corporate Note and Bond Securities	AA - AAA	-	9,969,750	9,969,750
U.S. Treasury Money Market - Overnight Sweep	AAAm	35,840,745	-	35,840,745
Commercial Paper Securities	A1+/P1	385,944	-	385,944
Total		<u>\$ 201,637,743</u>	<u>104,239,432</u>	<u>305,877,175</u>

The County is required to comply with Colorado State statutes, which specify allowable investment instruments. The statutes define the permissible rating, maturity, custodial and concentration risk criteria in which local governments may invest to include:

- Obligations of the United States and certain U.S. government agency securities
- General obligation and revenue bonds of U.S. local government entities
- Bankers' acceptance of certain banks
- Corporate Securities
- Local government investment pools
- Written repurchase agreements collateralized by certain authorized securities
- Certain money market funds
- Guaranteed investment contracts

On December 31, 2024, the County had \$30,272,346 in Colorado Local Government Liquid Asset Trust (ColoTrust), \$15,333,955 in Colorado Surplus Asset Fund Trust (CSAFE) cash account and \$80,219,260 in Colorado Surplus Asset Fund Trust (CSAFE) Core Account. Only the CSAFE Core account has redemption restrictions, and it is limited to 3 redemptions per month with a notice period of 1 business day. These local government investment pools are established by State statute for local government entities in Colorado to pool and invest surplus funds.

*Interest Rate Risk* –The County's investment policy follows State statutes. State statutes limit investments in U.S. Treasury Agency securities to an original maturity of five years and corporate securities to an original maturity of three years.

**DOUGLAS COUNTY, COLORADO**  
Notes to Basic Financial Statements  
December 31, 2024

*Credit Risk* –The County’s investment policy and Colorado State statutes limit investments in U.S. government agency securities to the highest rating issued by at least two nationally recognized statistical rating organizations (NRSROs). Municipal securities issued within the state of Colorado, must be rated A- or above by any two NRSRO’s at the time of purchase. Municipal securities issued outside of the State of Colorado must be rated AA- or above by any two NRSRO’s at the time of purchase. Corporate securities must not be rated below AA- or Aa3 by any NRSRO at the time of purchase. The County’s investment policy and State statutes limit investments in money market funds to those with the highest rating issued by any NRSRO, a constant share price, a maximum remaining maturity in accordance with Rule 2a-7 and have assets of one billion dollars or more.

*Concentration of Credit Risk* - The County will limit credit risk, the risk of loss due to the failure of the security issuer or backer, by diversifying the investment portfolio so that potential losses on individual securities will be minimized. To maintain diversification and avoid a concentration of investments by any one type, the County’s internal investment policy states that up to 75% of the portfolio may be invested in government sponsored enterprises (GSE). No more than 35% of the total portfolio may be invested in the securities of a single GSE. The County has no investments in any one issuer (other than mutual funds and external investment pools) that represent 5% or more of the County’s total investments.

*Custodial Credit Risk* – The State Securities Commissioner administers and enforces the requirements of creating and operating the local government investment pools. The pools operate similarly to a money market fund and each share in Colotrust. and CSAFE-Cash is equal in value to \$1.00. Shares in CSAFE-Core are equal in value to \$2.00. CSAFE-Cash is rated AAmmf by Finch Ratings as of December 31, 2024, and has a weighted average maturity of 20 days. CSAFE-Core fund is rated AAAf by Fitch Ratings and has a weighted average maturity of 34 days. The ColoTrust pool is rated AAAM by Standard and Poor’s and has a weighted average maturity of 60 days. Investments of the pools are limited to those allowed by State statutes. A designated custodial bank provides safekeeping and depository services in connection with the direct investment and withdrawal functions. Substantially all securities owned are held by the Federal Reserve Bank in the account maintained for the custodial bank. The custodian’s internal records identify the investments owned by the participating governments.

*Foreign Currency Risk* – Foreign currency rate risk is the risk that changes in monetary exchange rates will adversely affect the fair value of an investment or a deposit in terms of U.S. dollars. The County has no formal policy relating to foreign currency risk, nor are any deposits or investments exposed to foreign currency risk.

**DOUGLAS COUNTY, COLORADO**

Notes to Basic Financial Statements

December 31, 2024

**(4) Receivables**

The detail of receivables shown below is for each of the major funds and the nonmajor governmental funds in aggregate, including the applicable allowance for uncollectible accounts. The lease receivable detail can be found in Note 7.

Receivables	General	Road and Bridge	Human Services	Law Enforcement Authority	Road Sales and Use Tax	Transportation Infrastructure Sales and Use Tax	Parks and Open Space Sales and Use Tax	Justice Center Sales and Use Tax	American Rescue Plan Act	Nonmajor	Total
Property tax	\$ 140,582,077	39,606,032	4,977,733	26,063,276	-	-	-	-	-	13,656,513	224,885,631
Sales and use tax	-	-	-	-	6,650,856	2,992,886	2,826,614	4,156,785	-	-	16,627,141
General receivables	6,261,040	1,221,340	590,396	18,608	108,337	117,693	111,156	164,663	2,900,000	2,204,346	13,697,579
Notes receivable	1,766,627	-	-	-	-	-	-	-	-	-	1,766,627
Interfund receivables	190,385	-	-	-	-	-	-	-	-	-	190,385
Gross Receivables	\$ 148,800,129	40,827,372	5,568,129	26,081,884	6,759,193	3,110,579	2,937,770	4,321,448	2,900,000	15,860,859	257,167,363
Less: Allowance for uncollectibles	-	-	(105,037)	-	-	-	-	-	-	-	(105,037)
Net receivables	\$ 148,800,129	40,827,372	5,463,092	26,081,884	6,759,193	3,110,579	2,937,770	4,321,448	2,900,000	15,860,859	257,062,326

**DOUGLAS COUNTY, COLORADO**

Notes to Basic Financial Statements

December 31, 2024

**(5) Fund Balances**

The specific purposes for each fund balance classification on the balance sheet are detailed in the table below.

<b>Fund Balances</b>	<b>General Fund</b>	<b>Road and Bridge Fund</b>	<b>Human Services</b>	<b>Law Enforcement Authority</b>	<b>Road Sales and Use Tax</b>
<b>Nonspendable:</b>					
Inventory	\$ 1,666,266	2,601,452	-	-	-
Prepaid amounts	1,442,059	137,518	12,917	9,010	-
<b>Total Nonspendable Fund Balances</b>	<u>3,108,325</u>	<u>2,738,970</u>	<u>12,917</u>	<u>9,010</u>	<u>-</u>
<b>Restricted for:</b>					
Emergencies (TABOR)	12,688,000	-	-	961,000	-
General government	325,735	-	-	-	-
Community development	3,826,311	-	-	-	-
Public safety	1,164,728	-	-	-	-
Highways and streets	-	-	-	-	102,253,053
Health and human services	1,682,051	-	2,634,908	-	-
Culture and recreation	-	-	-	-	-
Conservation of natural resources	-	-	-	-	-
Developmental disabilities	-	-	-	-	-
<b>Total Restricted Fund Balances</b>	<u>19,686,825</u>	<u>-</u>	<u>2,634,908</u>	<u>961,000</u>	<u>102,253,053</u>
<b>Committed to:</b>					
General government	1,368,106	-	-	-	-
Community development	2,317	-	-	-	-
Developmental disabilities	-	-	-	-	-
Information technology	1,710,149	-	-	-	-
Community Services	350,871	-	-	-	-
Public safety	293,254	-	-	1,184,303	-
Highways and streets	-	23,611,683	-	-	-
Solid waste disposal (Sanitation)	-	-	-	-	-
Health and human services	-	-	-	-	-
Capital Projects/Replacements	-	-	-	-	-
<b>Total Committed Fund Balances</b>	<u>3,724,697</u>	<u>23,611,683</u>	<u>-</u>	<u>1,184,303</u>	<u>-</u>
<b>Assigned to:</b>					
Risk reserves per risk model	6,489,054	8,927,776	-	6,303,669	-
General government	9,110,000	-	-	-	-
Community development	455,367	-	-	-	-
Information technology	8,559,820	-	-	-	-
Judicial	1,599,434	-	-	-	-
Public safety	804,212	-	-	-	-
Health and human services	1,744,212	-	-	-	-
Purchases on order	899,225	-	-	-	-
Minimum reserve (per policy)	200,000	-	-	-	-
Subsequent years expenses	108,684	-	-	-	-
<b>Total Assigned Fund Balances</b>	<u>29,970,008</u>	<u>8,927,776</u>	<u>-</u>	<u>6,303,669</u>	<u>-</u>
<b>Unassigned:</b>	<u>3,253,281</u>	<u>-</u>	<u>-</u>	<u>-</u>	<u>-</u>
<b>Total Fund Balances</b>	<u>\$ 59,743,136</u>	<u>35,278,429</u>	<u>2,647,825</u>	<u>8,457,982</u>	<u>102,253,053</u>

**DOUGLAS COUNTY, COLORADO**

Notes to Basic Financial Statements

December 31, 2024

<b>Fund Balances</b>	<b>Transportation Infrastructure Sales and Use Tax</b>	<b>Parks and Open Space Sales and Use Tax</b>	<b>Justice Center Sales and Use Tax</b>	<b>American Rescue Plan Act</b>	<b>Other Nonmajor Governmental</b>	<b>Total</b>
<b>Nonspendable:</b>						
Inventory	\$ -	-	-	-	-	4,267,718
Prepaid amounts	-	-	-	-	39,686	1,641,190
<b>Total Nonspendable Fund Balances</b>	<b>-</b>	<b>-</b>	<b>-</b>	<b>-</b>	<b>39,686</b>	<b>5,908,908</b>
<b>Restricted for:</b>						
Emergencies (TABOR)	-	-	-	-	1,400	13,650,400
General government	-	-	-	-	-	325,735
Community development	-	-	-	-	-	3,826,311
Public safety	-	-	16,514,220	-	317,341	17,996,289
Highways and streets	40,055,910	-	-	-	95,997	142,404,960
Health and human services	-	-	-	-	-	4,316,959
Culture and recreation	-	55,751,331	-	-	2,567,163	58,318,494
Conservation of natural resources	-	-	-	-	6,448,755	6,448,755
Developmental disabilities	-	-	-	-	100,000	100,000
<b>Total Restricted Fund Balances</b>	<b>40,055,910</b>	<b>55,751,331</b>	<b>16,514,220</b>	<b>-</b>	<b>9,530,656</b>	<b>247,387,903</b>
<b>Committed to:</b>						
General government	-	-	-	8,063,689	-	9,431,795
Community development	-	-	-	-	-	2,317
Developmental disabilities	-	-	-	-	649,580	649,580
Information technology	-	-	-	-	-	1,710,149
Facility improvements	-	-	-	-	-	350,871
Public safety	-	-	-	-	4,013,450	5,491,007
Highways and streets	-	-	-	-	3,762,959	27,374,642
Solid waste disposal (Sanitation)	-	-	-	-	430,842	430,842
Health and human services	-	-	-	-	2,545,120	2,545,120
Capital Projects/Replacements	-	-	-	-	3,903,371	3,903,371
<b>Total Committed Fund Balances</b>	<b>-</b>	<b>-</b>	<b>-</b>	<b>8,063,689</b>	<b>15,305,322</b>	<b>51,889,694</b>
<b>Assigned to:</b>						
Risk reserves per risk model	-	-	-	-	-	21,720,499
General government	-	-	-	-	-	9,110,000
Community development	-	-	-	-	-	455,367
Information technology	-	-	-	-	-	8,559,820
Judicial	-	-	-	-	-	1,599,434
Public safety	-	-	-	-	-	804,212
Health and human services	-	-	-	-	-	1,744,212
Purchases on order	-	-	-	-	-	899,225
Minimum reserve (per policy)	-	-	-	-	-	200,000
Subsequent years expenses	-	-	-	-	-	108,684
<b>Total Assigned Fund Balances</b>	<b>-</b>	<b>-</b>	<b>-</b>	<b>-</b>	<b>-</b>	<b>45,201,453</b>
<b>Unassigned:</b>	<b>-</b>	<b>-</b>	<b>-</b>	<b>-</b>	<b>(27,615)</b>	<b>3,225,666</b>
<b>Total Fund Balances</b>	<b>\$ 40,055,910</b>	<b>55,751,331</b>	<b>16,514,220</b>	<b>8,063,689</b>	<b>24,875,664</b>	<b>353,613,624</b>

**DOUGLAS COUNTY, COLORADO**

Notes to Basic Financial Statements

December 31, 2024

**(6) Capital, Lease and Subscription Assets**

Capital, lease and subscription asset activity, for the year ended December 31, 2024 was as follows:

	Beginning Balance	Increases	Decreases	Transfers	Ending Balance
<b>Governmental activities:</b>					
Capital assets not being depreciated:					
Construction in progress	\$ 21,853,274	21,550,294	(86,150)	(29,884,379)	\$ 13,433,039
Land	152,551,442	2,595,541	-	-	155,146,983
Total capital asset not being depreciated	<u>174,404,716</u>	<u>24,145,835</u>	<u>(86,150)</u>	<u>(29,884,379)</u>	<u>168,580,022</u>
Capital, lease and subscription assets being depreciated/amortized:					
Buildings & Improvements	337,062,237	2,591,103	(3,905,315)	4,029,198	339,777,223
Lease buildings	3,299,484	-	(336,528)	-	2,962,956
Lease cell towers	5,776,056	-	-	-	5,776,056
Equipment and vehicles	132,743,646	14,301,637	(4,595,575)	3,141,473	145,591,181
Lease equipment and vehicles	1,037,209	-	(83,861)	-	953,348
Infrastructure	847,239,679	32,184,325	-	22,713,708	902,137,712
Subscriptions	18,529,985	2,751,549	(2,437,673)	-	18,843,861
Total capital, lease and subscription assets being depreciated/amortized	<u>1,345,688,296</u>	<u>51,828,614</u>	<u>(11,358,952)</u>	<u>29,884,379</u>	<u>1,416,042,337</u>
Less accumulated depreciation/amortization:					
Buildings & Improvements	(155,731,699)	(8,776,896)	81,495	-	(164,427,100)
Lease buildings	(784,179)	(462,293)	336,528	-	(909,944)
Lease cell towers	(386,398)	(193,199)	-	-	(579,597)
Equipment and vehicles	(97,824,517)	(11,197,796)	4,128,972	-	(104,893,341)
Lease equipment and vehicles	(189,192)	(422,734)	83,861	-	(528,065)
Infrastructure	(451,721,057)	(24,163,019)	-	-	(475,884,076)
Subscriptions	(3,712,351)	(4,474,070)	1,795,718	-	(6,390,703)
Total accumulated depreciation/amortization	<u>(710,349,393)</u>	<u>(49,690,007)</u>	<u>6,426,574</u>	<u>-</u>	<u>(753,612,826)</u>
Total capital, lease and subscription assets being depreciated/amortized, net	<u>635,338,903</u>	<u>2,138,607</u>	<u>(4,932,378)</u>	<u>29,884,379</u>	<u>662,429,511</u>
Governmental activities capital and lease assets, net	<u>\$ 809,743,619</u>	<u>26,284,442</u>	<u>(5,018,528)</u>	<u>-</u>	<u>\$ 831,009,533</u>

**DOUGLAS COUNTY, COLORADO**

Notes to Basic Financial Statements

December 31, 2024

Depreciation/amortization expense was charged to functions/programs of the County as follows:

**Governmental activities:**

General Government	\$ 7,029,350
Public Safety	9,293,910
Highways and Streets	29,920,065
Sanitation	1,354
Health and Human Services	360,783
Culture and Recreation	2,759,926
Conservation of Natural Resources	<u>324,619</u>
Total depreciation/amortization expense - Governmental Activities	<u>\$ 49,690,007</u>

**DOUGLAS COUNTY, COLORADO**

Notes to Basic Financial Statements

December 31, 2024

**(7) Leases and Subscriptions**

**(a) Lease Liability**

The County's general fund has agreements for office space, communication tower facilities and equipment, the terms of which expire in various years through 2054. During 2024, the County did not recognize any rental expense for variable payments not previously included in the measurement of the lease liability.

Rocky Mountain HIDTA fund has an agreement for a building, the term of which expires in 2038. During 2024, the County did not recognize any rental expense for variable payments not previously included in the measurement of the lease liability.

The following is a schedule by year of payments under the leases as of December 31, 2024:

<u>Years</u>	<u>Principal</u>	<u>Interest</u>	<u>Total</u>
2025	\$ 302,731	\$ 210,151	\$ 512,882
2026	327,102	202,501	529,603
2027	266,618	195,599	462,217
2028	104,686	191,735	296,421
2029	122,861	187,603	310,464
2030-2034	896,403	853,793	1,750,196
2035-2039	1,042,798	669,391	1,712,189
2040-2044	893,011	543,919	1,436,930
2045-2049	1,523,621	393,733	1,917,354
2050-2054	2,411,550	148,360	2,559,910
	<u>\$ 7,891,381</u>	<u>\$ 3,596,785</u>	<u>\$ 11,488,166</u>

**(b) Lease Receivable**

The County's parks and open space sales and use tax fund leases small amounts of open space and park land to third parties for the purpose of providing cell tower communication sites, buildings and grazing rights, the terms of which expire in 2049. The County recognized \$93,394 in lease revenue and \$15,485 in interest revenue during the current fiscal year related to the lease. As of December 31, 2024, the receivable for lease payments was \$600,466. Also, the County has a deferred inflow of resources associated with these leases that will be recognized as revenue over the lease term. As of December 31, 2024, the balance of the deferred inflow of resources was \$590,398.

The County's capital expenditures fund leases a building to a third party for the purpose of providing commercial office space, the term of which expires in 2026. The County recognized \$24,552 in lease revenue and \$3,457 in interest revenue during the current fiscal year related to the lease. As of December 31, 2024, the receivable for lease payments was \$63,260. Also, the County has a deferred inflow of resources associated with these leases that will be recognized as revenue over the lease term. As of December 31, 2024, the balance of the deferred inflow of resources was \$55,848.

**DOUGLAS COUNTY, COLORADO**

Notes to Basic Financial Statements

December 31, 2024

**(c) Subscription Liability**

The County's has agreements for subscription based information technology agreements, the terms of which expire in various years through 2034. During 2024, the County did not recognize any subscription expense for variable payments not previously included in the measurement of the subscription liability.

The following is a schedule by year of payments under the subscriptions as of December 31, 2024:

<u>Years</u>	<u>Principal</u>	<u>Interest</u>	<u>Total</u>
2025	\$ 3,129,794	\$ 435,733	\$ 3,565,527
2026	2,054,271	333,248	2,387,519
2027	2,013,730	243,407	2,257,137
2028	1,500,749	161,157	1,661,906
2029	1,473,823	95,839	1,569,662
2030-2034	1,995,127	64,446	2,059,573
	<u>\$ 12,167,494</u>	<u>\$ 1,333,830</u>	<u>\$ 13,501,324</u>

**DOUGLAS COUNTY, COLORADO**  
Notes to Basic Financial Statements  
December 31, 2024

**(8) Risk Management**

The County is exposed to various risks of loss related to torts, thefts of, damage to, or destruction of assets; errors or omissions; injuries to employees; or acts of God. The County self-insures for certain risks with commercial insurance for excess claims or provides benefits to employees through commercial insurance with no risk of loss. Settled claims have not exceeded this commercial coverage in any of the past three fiscal years for any risk areas noted below.

**(a) Property and Liability Insurance**

The County began self-insuring for liability and property claims in 1994. All operating departments pay premiums into the Property and Liability Self-Insurance Internal Service Fund, and this funding is available to pay insurance premiums, claims, and claim reserves. The County's Risk Management Division administers the program. Self-insured retentions and deductibles are as follows: \$500,000 for liability claims, \$25,000 for property claims, up to \$250,000 for flood, 1% wind/hail property claims and \$25,000 for auto physical damage. The County purchases insurance policies for Fiduciary Liability, Media Liability, Network Privacy and Security, Pollution, Unmanned Aerial Vehicles and Volunteer Accident. The property policy includes coverage for tax interruption and builder's risk. Claims liabilities for 2024, which will be paid in 2025, were as follows:

	<b>2024</b>	<b>2023</b>
Claims liability, beginning of the year	\$ 864,172	\$ 708,593
Claims incurred	2,593,622	1,858,524
Claims paid	(2,326,139)	(1,702,945)
Claims liability, end of the year	\$ 1,131,655	\$ 864,172

**(b) Unemployment Benefits**

The County self-insures unemployment benefits. Premiums are paid into the Employee Benefits internal service fund by all operating departments and are available to pay claims. The County's Human Resources Department administers the program. Claims of \$101,488 were paid in 2024 with no significant outstanding liability at year-end.

**(c) Short-Term Disability Benefits**

The County self-insures short-term disability benefits for employees. Premiums are paid into the Employee Benefits internal service fund by all operating departments. The County's Human Resources Department administers the program. Claims of \$109,314 were incurred and paid in 2024 with no significant outstanding liability at year-end.

**DOUGLAS COUNTY, COLORADO**  
Notes to Basic Financial Statements  
December 31, 2024

**(d) Workers' Compensation Benefits**

Premiums are paid into the Workers Compensation internal service fund by all operating departments and are available to pay claims, claim reserves, and administrative costs. The County's risk management division administers the program. The County is insured through Pinnacol Assurance. There is a \$500,000 deductible per event. Claims liabilities for 2024, which will be paid in 2025, were as follows:

	<b>2024</b>	<b>2023</b>
Claims liability, beginning of year	\$ 794,414	\$ 491,884
Claims incurred	1,537,042	1,487,747
Claims paid	(1,724,390)	(1,185,217)
Claims liability, end of year	\$ 607,066	\$ 794,414

The claims liability at year-end represents the estimate of accrued claims incurred but not paid (actual costs have not yet been submitted to the County for payment). Department premiums are based primarily upon their claims experience and are reported as inter-fund services provided and used.

**(e) Medical, Dental and Vision Benefits**

The County began self-insuring for employee medical benefits on January 1, 2013 and dental and vision benefits on January 1, 2015. Premiums are paid into the Medical, Dental and Vision Self Insurance internal service fund by all participating employees and operating departments to pay claims, claim reserves, and administrative costs. All claims are reviewed and approved for payment by Aetna in accordance with their administrative services agreement with the County. The annual individual exposure limit on the medical plan is \$250,000. Claims liabilities for 2024, which will be paid in 2025, were as follows:

	<b>2024</b>	<b>2023</b>
Claims liability, beginning of year	\$ 2,558,000	\$ 2,290,000
Claims incurred	26,794,110	24,635,036
Claims paid	(26,535,110)	(24,367,036)
Claims liability, end of year	\$ 2,817,000	\$ 2,558,000

The County employs a full-time Risk Manager to oversee the County's insurance needs and to assess the County's potential liabilities.

**DOUGLAS COUNTY**  
Notes to Basic Financial Statements  
December 31, 2024

**(9) Long-Term Obligations**

**(a) *Changes in Long-Term Liabilities***

In 2024, the following changes occurred in long-term liabilities:

	<b>January 1</b>	<b>Additions</b>	<b>Reductions</b>	<b>December 31</b>	<b>Due in One Year</b>
Leases payable	8,284,743	-	393,362	7,891,381	302,731
Subscriptions payable	14,303,332	2,751,549	4,887,387	12,167,494	3,129,794
Compensated absences	<u>11,704,808</u>	<u>2,413,916</u> *	<u>-</u>	<u>14,118,724</u>	<u>11,195,007</u>
Total Long Term Liabilities	<u>\$ 34,292,883</u>	<u>5,165,465</u>	<u>5,280,749</u>	<u>34,177,599</u>	<u>14,627,532</u>

\*The change in compensated absences is presented as a net change.

**Conduit Debt Obligations**

In 2013, the County participated in issuances of Multifamily Housing Revenue Bonds for the Apex Meridian Project, Series 2013A and Series 2013B as well as the Denver Traditions Project, Series 2013A and Series 2013B. Apex Meridian Series 2013A had an outstanding principal balance of \$12,988,799 and Series 2013B had an outstanding principal balance of \$1,824,000 as of December 31, 2024. Traditions Denver Series 2013A had an outstanding principal balance of \$6,865,000 and Series 2013B had an outstanding principal balance of \$4,128,000 as of December 31, 2024. These bonds are not direct or contingent liabilities of the County and there are no voluntary commitments to support this debt.

**DOUGLAS COUNTY, COLORADO**  
Notes to Basic Financial Statements  
December 31, 2024

**(10) Retirement Plan Benefits**

The County participates in a retirement plan administered by Empower that is a qualified plan as defined by IRS Code Section 401(A) and Colorado Revised Statutes (CRS) 24.54. The plan provides retirement benefits through a defined contribution plan. In a defined contribution plan, benefits depend solely on amounts contributed to the plan, plus investment earnings. There are no unfunded past service liabilities. All full-time and part-time regular employees, other than County Executive Administrators and County Executive Attorneys who have a separate plan, are required to participate in the plan after one month of service. Employees must contribute 8% (10% for commissioned staff) of their earnings. The County matches the employee's contribution of 8% (10% for commissioned staff) of employee compensation, excluding overtime and bonuses. For the year ended December 31, 2024 employee contributions to this plan totaled \$11,096,403 and the County recognized an expense of \$11,096,403. A small number of employees were grandfathered into the plan allowing employees to contribute 6% of their earnings, while the County provides an additional 2% contribution. Of this 2%, 1% is added to employees' salaries and then immediately deducted and matched with an additional 1% by the County. The County's recognized expense for this plan as of December 31, 2024 was \$345,728. The County's contribution for each employee, including earnings thereon, vests at 20% for each year upon completion of the employee's first year of employment. Non-vested County contributions and earnings are forfeited when employees terminate their employment with the County. The County had no liability to the retirement plan as of December 31, 2024.

The required contribution rates may be amended within the statutory limits by the Board of County Commissioners.

The retirement plan of the County Manager, the County Attorney and the Public Health Director is also administered through Empower. This is a qualified plan as defined by IRS Code Section 401(A). This plan provides retirement benefits through a defined contribution plan in which the benefits depend solely on amounts contributed to the plan, plus investment earnings. There is no liability for benefits under the plan beyond the County's matching contribution. These employees contribute 8% of compensation that is matched by the County. Required contribution rates may be amended by the Board of County Commissioners. The employee contributions to this plan for year ending December 31, 2024 were \$59,053 and the County recognized expense of \$59,053. The employees covered under this plan are fully vested, and there was no liability to the plan as of December 31, 2024.

Employees may also elect to contribute to a 457 Deferred Compensation Plan administered through Mission Square. Contributions may be made by the employee to supplement retirement income and the contributions may be made pre-tax or after-tax. The value of the account is based solely on the contributions made and the investment performance over time. Beginning September 21, 2021, the County began offering up to a 3% match for pre-tax employee contributions to the 457 Plan. Employees made pre-tax contributions of \$4,083,056 and after-tax contributions of \$474,679 for the year ended December 31, 2024. The County recognized expense for this plan as of December 31, 2024 was \$2,616,486. There is no vesting schedule for the County match. If an employee retires or leaves the County, they will receive their full account balance plus earnings and minus losses. There is no liability to the County for this plan.

**(11) Unearned Revenue**

Under both the accrual and modified accrual basis of accounting, revenue may be recognized only when earned. Therefore, the government-wide statement of net position as well as the governmental funds defer recognition in connection with resources that have been received as of year-end, but not yet earned. The

**DOUGLAS COUNTY, COLORADO**

Notes to Basic Financial Statements

December 31, 2024

County has recorded the following as unearned revenue:

<b>Unearned Revenue</b>	Advanced grant funding	American rescue plan act funding	Juvenile justice services	Motor vehicle advances	Alarm fees	Construction advances	Subsequent years revenue	<b>Total</b>
General	\$ 114,452	-	-	257,530	-	10,000	10,500	\$ 392,482
Road & Bridge	56,905	-	-	-	-	60,000	-	116,905
Human services	14,901	-	297,795	-	-	-	-	312,696
Law enforcement authority	-	-	-	-	277,080	-	-	277,080
Road sales & use tax	-	-	-	-	-	482,032	-	482,032
Justice center sales & use tax	-	-	-	-	-	-	3,000	3,000
Parks, open space & trails	99,490	-	-	-	-	-	-	99,490
American rescue plan	-	39,063,026	-	-	-	-	-	39,063,026
Nonmajor	131,589	-	-	-	-	-	2,225	133,814
<b>Total</b>	<b>\$ 417,337</b>	<b>39,063,026</b>	<b>297,795</b>	<b>257,530</b>	<b>277,080</b>	<b>552,032</b>	<b>13,500</b>	<b>\$ 40,880,525</b>

**(12) Deferred Inflows of Resources**

The County considers revenues available if they are collected within 60 days of year-end. Along with unavailable property tax revenue of \$224,672,233, the County reports \$5,835,017 in governmental fund receivables as unavailable to finance expenditures of the current fiscal period as of December 31, 2024. These amounts will be recognized as an inflow of resources in the period the revenue becomes available. The County has a deferred inflow of resources associated with leases that will be recognized as revenue over the lease term. The detail of this amount \$646,246, can be found in Note 7.

**DOUGLAS COUNTY, COLORADO**  
Notes to Basic Financial Statements  
December 31, 2024

**(13) Inter-fund Transactions**

Transactions between funds of the County can result in receivables and payables at year end when there is a reasonable expectation of repayment.

The Rocky Mountain High Intensity Drug Trafficking Area (RMHIDTA) Fund tracks expenditures for a reimbursable grant. At the end of each year for cashflow purposes, the amount due to RMHIDTA from the federal agency is loaned to RMHIDTA from the General Fund resulting in an interfund receivable in the General Fund and an interfund payable in the RMHIDTA Fund which will be reversed in the subsequent year.

Receivable Fund	Payable Fund	Amount	Due within one year
General Fund	RMHIDTA	\$ 190,385	\$ 190,385

The following transfers occurred between funds for 2024:

	Transfers out:							Total
	General	Road and Bridge	Road Sales and Use Tax	Transportation Infrastructure Sales and Use Tax	Justice Center Sales and Use Tax	Parks and Open Space Sales and Use Tax	Nonmajor Governmental	
<b>Transfers in:</b>								
General Fund	\$ -	107,000	750,000	500,000	26,663,462	-	1,908,900	29,929,362
Human Services	3,858,140	-	-	-	-	-	-	3,858,140
Law Enforcement	2,923,400	-	-	-	-	-	-	2,923,400
Transportation Infrastructure	-	-	8,850,402	-	-	-	13,362,267	22,212,669
Nonmajor Gvnmnt	3,112,197	-	-	-	-	250,000	-	3,362,197
Internal Service	2,500,000	-	-	-	-	-	-	2,500,000
Transfers out:	<u>\$ 12,393,737</u>	<u>107,000</u>	<u>9,600,402</u>	<u>500,000</u>	<u>26,663,462</u>	<u>250,000</u>	<u>15,271,167</u>	<u>64,785,768</u>

Transfers are used to move revenues from the fund that statute or budget requires to collect them to the fund that statute or budget requires to expend them; to move receipts restricted to debt service from the funds collecting the receipts to the funds making the debt service payments as payments become due; and use unrestricted revenues collected in funds to subsidize various programs accounted for in other funds in accordance with budgetary authorizations. The General Fund transfer to the Human Services Fund uses General Fund mill levy to subsidize Human Services for indirect costs charged to the Human Services fund that are not reimbursed by the State of Colorado through the Cost Allocation Plan. The transfer from General Fund to Douglas County Health Department Fund is the County's contribution to fund the new Health Department. The transfer from General Fund to the Law Enforcement Authority fund to subsidize 27 additional deputies added since 2020. The Road and Bridge Fund transfer to the General Fund is for maintenance cost for Cartegraph. The Road Sales and Use Tax Fund transfer to the General Fund subsidizes the engineering services performed on Road Sales and Use Tax construction projects. The transfers to the Transportation Infrastructure Sales and Use Tax Fund from Road Sales and Use Tax Fund and the Infrastructure Fund subsidized the ongoing US Highway 85 improvements. The Parks and Open Space Sales and Use Tax transfer to the Capital Replacement Fund is for scheduled capital replacements/expenditures. The Justice Center Sales and Use Tax Fund transfers sales tax revenue to the General Fund to provide operational and maintenance assistance related to Justice Center facilities as stated in the sales tax ballot language. The transfer to the internal service funds was initiated to subsidize the Medical, Dental, Vision Self Insurance Fund for increase in claims. The transfer was from the General Fund.

**DOUGLAS COUNTY, COLORADO**

Notes to Basic Financial Statements

December 31, 2024

**(14) Commitments and Contingencies**

**(a) *Grants***

Under the terms of federal and state grants, certain costs may be questioned as not being appropriate expenditures based upon audits performed by federal and state entities, which could lead to reimbursement to the grantor agencies. County management believes disallowances, if any, will be immaterial.

**(b) *Litigation***

As of December 31, 2024, there were several pending claims and lawsuits involving the County. The outcome of these matters is currently unknown; however, the County's legal counsel has reviewed all such litigation and claims and, is of the opinion, that any outstanding claims not covered by insurance would not materially affect the County's financial position.

**(c) *Encumbrances and Construction Commitments***

As of, December 31, 2024 the County has encumbered amounts that they intend to honor in the subsequent year for the following governmental funds:

General Fund	\$	3,297,839
Road and Bridge Fund		4,689,973
Human Services Fund		11,233
Public Health		58,100
Law Enforcement Authority		507,604
Justice Center Sales and Use Tax		2,633,472
Parks and Open Space Sales and Use Tax		2,416,228
American Rescue Plan Act		2,401,507
Nonmajor Funds		538,678
	\$	<u>16,554,634</u>

The following construction commitments are included in the encumbrances listed above:

\$1,864,682 related to the twelve channel RF Site at Deckers.

Encumbrances over \$100,000 when originally issued have been approved by the Board of County Commissioners.

In addition to the encumbered amounts listed above, the County has re-appropriated certain ongoing construction commitments directly into the 2025 budget. These include \$17.0 million for County Line Road improvements, \$7.7 million for the relocation of I-25 frontage road, \$11.7 million for Pine Drive Widening, \$11.2 million for US 85 improvements and \$9.0 million for Lincoln Avenue, \$2.7 million for Hilltop Road and Singing Hills improvements, \$2.4 million for Waterton Road, \$2.0 million for the Broadway and Highlands Ranch Parkway intersection, \$1.5 million for Crowfoot Valley Road widening.

**DOUGLAS COUNTY**  
Notes to Basic Financial Statements  
December 31, 2024

**(15) Related Party Transactions**

Douglas County elected officials are on the boards of various organizations in the region, including the 18<sup>th</sup> Judicial District Attorney’s Seizure Board, Aging Resources of Douglas County, Arapahoe County Public Airport Authority, Arapahoe/Douglas Workforce Development Board, Castle Rock Economic Development Council, Centennial Airport Community Noise Roundtable, Chatfield Basin Watershed Authority, Cherry Creek Basin Water Quality Control Authority, Colorado Counties, Inc., Colorado Forest Health Council; Colorado Independent Ethics Commissioner; Community Services Block Grant Tripartite Board, Denver Regional Council of Governments (DRCOG), Denver South Economic Development Partnership, Denver South I-25 Urban Corridor Transportation Management Authority, Developmental Pathways, Douglas County Board of Health, Douglas County Homeless Initiative; Douglas County Community Foundation, Douglas County Emergency Telephone (9-1-1) Authority, Douglas County Housing Partnership, Douglas County Mental Health Initiative, Douglas County Sheriff’s Office Forfeiture Board, Douglas County Older Adult Initiative Executive Committee; Douglas County Wildfire Initiative; Douglas County Youth Initiative Advisory Committee, E-470 Public Highway Authority, Highlands Ranch Law Enforcement Training Foundation, High Line Canal Conservancy, Metro Area County Commissioners, Metro Denver Economic Development Corporation, Mile High Flood District, National Association of Counties (NACo), Northwest Douglas County Economic Corporation, Partnership of Douglas County Governments, Southern Shooting Partnership and Unified Metropolitan Forensic Crime Lab.

The County made payments of the following amounts to, or on behalf, of these organizations in 2024:

<b>Related Party Transactions</b>		
Aging Resources of Douglas County	\$	570,681
Arapahoe/Douglas Workforce		262,790
Castle Rock Economic Development Council		75,000
Chatfield Basin Watershed Authority		75,510
Cherry Creek Basin Water Quality Control Authority		52,096
Colorado Counties, Inc.		67,764
DRCOG		175,200
Denver South Economic Development Partnership		70,000
Denver South I-25 Urban Corridor Transportation Mgmt Authority		68,681
Developmental Pathways, Inc.		8,298,434
Douglas County Community Foundation		400,160
Douglas County Emergency Telephone (9-1-1) Authority		1,400
Douglas County Housing Partnership		1,583,400
High Line Canal Conservancy		13,500
Highlands Ranch Law Enforcement Training Authority		313,191
Metro Denver Economic Development Corporation		14,726
Mile High Flood District (UDFCD)		510,000
NACo		2,505
Northwest Douglas County Economic Development Corporation		255,000
Unified Metropolitan Forensic Crime Lab		77,101
Total	\$	12,887,139

**(16) Tax, Spending and Debt Limitations**

In November 1992, Colorado voters passed an amendment (Amendment One or TABOR amendment) to the State Constitution (Article X, Section 20) that limits the revenue-raising and spending abilities of state

**DOUGLAS COUNTY, COLORADO**

Notes to Basic Financial Statements

December 31, 2024

and local governments. The limits on property taxes, revenue, and fiscal year spending include allowable annual increases tied to inflation and local growth in construction valuation. Fiscal year spending as defined by the amendment excludes spending from certain revenue and financing sources such as federal funds, gifts, property sales, fund transfers, damage awards, and fund reserves (balances). The amendment requires voter approval for any increase in mill levy or tax rates, new taxes, or creation of multi-year debt. Revenue earned in excess of the spending limit must be refunded, or the entire electorate must approve retention under specified voting requirements. The amendment also requires that reserves equal to 3% of fiscal year spending be established for declared emergencies.

In November 1997, Douglas County voters passed a ballot measure allowing the County and the Law Enforcement Authority, with no increase in any tax rate or mill levy, to retain and spend all revenues and other funds received from any source. This applied to all subsequent years without further voter approval.

Based on spending for fiscal year 2024, \$12,688,000 of the General Fund balance, \$961,000 of the Law Enforcement Authority Fund balance and \$1,400 of the Woodmoor Mountain General Improvement District fund balance have been reserved to meet the emergency reserve required under the TABOR amendment. The combined amount of restricted net position in the government wide statements for this reserve requirement is \$13,650,400.

**(17) Tax Abatements**

Section 30-11-123 of the Colorado Revised Statutes authorizes counties to negotiate incentive payments for the County's portion of any Business Personal Property Taxes (BPPT) for any business wanting to establish a new business facility or expand an existing facility in the County. The abatements are issued each year the agreement is in effect. Douglas County Government negotiates business personal property tax abatement agreements on an individual basis as an incentive to attract new businesses, stimulate economic development and to create or retain jobs. There are no provisions for recapturing the abated taxes. The County has fully negotiated and completed tax abatement agreements with various entities as of December 31, 2024 for an aggregate Business Personal Property Tax abatement of \$1,066,258.

**(18) Excess of Expenditures over Appropriation**

The expenditures of the Property and Liability Self-insurance Fund exceeded appropriations by \$461,875 due to a larger than expected increase in incurred but not received claims as of December 31, 2024.

**(19) Subsequent Events**

On March 25, 2025, the Board of Douglas County Commissioners adopted a resolution to transition from a statutory form of government to a Home Rule County Charter, representing a significant opportunity for residents to enhance local governance. Unlike the current statutory form of government, which adheres to state-imposed rules and limitations, a Home Rule Charter provides the flexibility to address local challenges more effectively and innovatively. Without Home Rule, the Colorado legislature determines both the form and function of county government through state statute. This resolution by the Board of Douglas County Commissioners initiates a nine-step process. That process includes the formation and election of a 21-member Charter Commission tasked with developing the Home Rule Charter, several meetings of that Charter Commission, three public meetings and a second election to vote on the Charter document.

# **REQUIRED SUPPLEMENTARY INFORMATION**

(Other than Management's Discussion and Analysis)

**DOUGLAS COUNTY, COLORADO**  
Schedule of Revenues, Expenditures, and Changes in Fund Balance - Actual and Budget  
General Fund  
Year Ended December 31, 2024

	<b>Budgeted</b>		<b>Actual</b>	<b>Variance</b>
	<b>Original</b>	<b>Final</b>		
<b>Revenues</b>				
Taxes:				
General property	\$ 151,779,775	151,779,775	152,354,488	574,713
Penalty and interest	-	-	118,542	118,542
Total taxes	<u>151,779,775</u>	<u>151,779,775</u>	<u>152,473,030</u>	<u>693,255</u>
Licenses and permits:				
Business licenses and permits	2,378,925	2,378,925	2,165,103	(213,822)
Nonbusiness licenses and permits	5,396,900	5,396,900	6,807,783	1,410,883
Total licenses and permits	<u>7,775,825</u>	<u>7,775,825</u>	<u>8,972,886</u>	<u>1,197,061</u>
Intergovernmental:				
Federal grants and cost reimbursement	20,000	7,001,619	2,822,020	(4,179,599)
State grants and cost reimbursement	-	7,235,614	4,077,931	(3,157,683)
State shared revenue	306,000	306,000	300,921	(5,079)
Other governmental units	184,750	184,750	229,038	44,288
Total intergovernmental	<u>510,750</u>	<u>14,727,983</u>	<u>7,429,910</u>	<u>(7,298,073)</u>
Charges for services:				
General government:				
Clerk and recorder's fees	8,557,800	8,557,800	9,320,596	762,796
Treasurer's fees	8,582,700	8,582,700	10,398,666	1,815,966
Assessor's fees	55,000	55,000	31,904	(23,096)
Public trustee's fees	350,000	350,000	-	(350,000)
Building, zoning, development fees	2,292,400	2,292,400	2,239,574	(52,826)
Other fees and charges	3,957,150	4,446,150	5,072,189	626,039
Public safety:				
Sheriff's fees	205,900	202,900	229,985	27,085
Sanitation waste collection charges	10,000	10,000	11,901	1,901
Culture and recreation participation fees	1,569,000	1,569,000	1,938,120	369,120
Total charges for services	<u>25,579,950</u>	<u>26,065,950</u>	<u>29,242,935</u>	<u>3,176,985</u>
Fines and forfeitures	125,400	125,400	181,521	56,121
Investment income (loss)	7,650,000	7,650,000	16,464,981	8,814,981
Contributions and private grants	370,000	472,575	718,880	246,305
Miscellaneous:				
Refunds and reimbursements	458,100	1,746,640	3,627,338	1,880,698
Other	11,300	14,300	332,301	318,001
Total miscellaneous	<u>469,400</u>	<u>1,760,940</u>	<u>3,959,639</u>	<u>2,198,699</u>
Total revenues	<u>194,261,100</u>	<u>210,358,448</u>	<u>219,443,782</u>	<u>9,085,334</u>
<b>Expenditures</b>				
General government current operating:				
Commissioners:				
Office of the board	566,872	678,872	719,890	(41,018)
County attorney	1,935,230	2,307,665	2,333,612	(25,947)
Board of equalization	37,100	27,100	19,993	7,107
County administration	1,424,456	2,050,547	1,577,696	472,851
Risk management	163,839	151,339	143,978	7,361
Public affairs	1,672,969	1,653,433	1,543,329	110,104
Central services	257,867	238,222	217,000	21,222
Total commissioners	<u>6,058,333</u>	<u>7,107,178</u>	<u>6,555,498</u>	<u>551,680</u>

**DOUGLAS COUNTY, COLORADO**  
Schedule of Revenues, Expenditures, and Changes in Fund Balance - Actual and Budget  
General Fund  
Year Ended December 31, 2024

	<b>Budgeted</b>		<b>Actual</b>	<b>Variance</b>
	<b>Original</b>	<b>Final</b>		
<b>Clerk and recorder:</b>				
Clerk administration	1,110,131	1,070,258	964,871	105,387
Recording	1,273,004	1,154,177	1,326,501	(172,324)
Motor vehicle	5,088,288	5,248,788	5,249,319	(531)
Elections and registration	4,693,643	4,676,843	3,682,436	994,407
Drivers license	382,313	305,513	243,783	61,730
Total clerk and recorder	<u>12,547,379</u>	<u>12,455,579</u>	<u>11,466,910</u>	<u>988,669</u>
<b>Treasurer:</b>				
Treasurer	1,208,906	1,248,504	1,113,422	135,082
Public trustee	481,478	481,478	359,533	121,945
Total treasurer	<u>1,690,384</u>	<u>1,729,982</u>	<u>1,472,955</u>	<u>257,027</u>
Assessor	5,994,617	5,671,092	5,424,517	246,575
<b>Community development:</b>				
Administration	768,339	1,631,724	1,605,375	26,349
Planning	5,740,658	9,723,683	6,059,829	3,663,854
Planning commission	9,895	9,895	8,385	1,510
Community services	185,000	307,791	282,791	25,000
Building	4,901,354	4,722,854	4,534,441	188,413
Senior services	-	1,193,417	932,560	260,857
Total community development	<u>11,605,246</u>	<u>17,589,364</u>	<u>13,423,381</u>	<u>4,165,983</u>
Finance	1,769,887	1,835,993	1,848,807	(12,814)
Budget	607,403	603,403	590,783	12,620
Human resources	2,419,072	2,541,572	2,433,600	107,972
<b>Information technology:</b>				
IT administration	5,615,413	8,794,869	5,549,132	3,245,737
IT program management	1,850,847	1,829,867	1,810,227	19,640
IT networking	4,369,586	5,836,077	5,877,966	(41,889)
IT ADS	6,243,543	6,309,523	6,305,018	4,505
Software maintenance	7,210,755	7,266,658	7,541,896	(275,238)
Total information technology	<u>25,290,144</u>	<u>30,036,994</u>	<u>27,084,239</u>	<u>2,952,755</u>
<b>Facilities, Fleet and Emergency Support Services:</b>				
FFESS administration	3,851,097	3,797,954	3,834,490	(36,536)
Facilities maintenance	7,706,607	7,402,046	7,180,845	221,201
Emergency services	1,551,900	1,437,700	1,429,480	8,220
Fleet	3,114,358	2,846,557	2,340,502	506,055
Total Facilities, Fleet and Emergency Support Svcs	<u>16,223,962</u>	<u>15,484,257</u>	<u>14,785,317</u>	<u>698,940</u>
County surveyor	8,963	9,307	9,228	79
General fund administration	(845,400)	(74,476)	(1,235,476)	1,161,000
Intergovernmental - regional boards	16,800	4,900	-	4,900
Total general government	<u>83,386,790</u>	<u>94,995,145</u>	<u>83,859,759</u>	<u>11,135,386</u>

**DOUGLAS COUNTY, COLORADO**  
Schedule of Revenues, Expenditures, and Changes in Fund Balance - Actual and Budget  
General Fund  
Year Ended December 31, 2024

	<b>Budgeted</b>		<b>Actual</b>	<b>Variance</b>
	<b>Original</b>	<b>Final</b>		
<b>Judicial current operating:</b>				
District attorney	12,504,356	12,889,893	11,339,622	1,550,271
Community justice services	2,493,361	2,267,926	2,258,817	9,109
<b>Total judicial</b>	<b>14,997,717</b>	<b>15,157,819</b>	<b>13,598,439</b>	<b>1,559,380</b>
<b>Public safety current operating:</b>				
Sheriff:				
Administration	5,892,587	6,437,224	6,447,159	(9,935)
Support services	16,899,009	17,853,592	17,325,049	528,543
Detentions	31,348,821	34,025,252	33,141,972	883,280
Patrol	515,366	539,466	528,626	10,840
Investigations	9,007,824	10,316,391	9,500,783	815,608
<b>Total sheriff</b>	<b>63,663,607</b>	<b>69,171,925</b>	<b>66,943,589</b>	<b>2,228,336</b>
Coroner	1,614,750	2,103,750	2,095,296	8,454
Community safety	1,716,946	1,716,946	1,652,752	64,194
<b>Total public safety</b>	<b>66,995,303</b>	<b>72,992,621</b>	<b>70,691,637</b>	<b>2,300,984</b>
<b>Highway and streets current operating:</b>				
Engineering	5,811,424	5,906,637	5,708,189	198,448
<b>Total highway and streets</b>	<b>5,811,424</b>	<b>5,906,637</b>	<b>5,708,189</b>	<b>198,448</b>
Sanitation	187,343	472,343	444,670	27,673
<b>Health and human services current operating:</b>				
Philip Miller grant	200,000	200,000	200,000	-
Veterans services	126,662	151,561	144,099	7,462
Mental health	1,386,356	5,415,871	1,605,983	3,809,888
<b>Total health and human services</b>	<b>1,713,018</b>	<b>5,767,432</b>	<b>1,950,082</b>	<b>3,817,350</b>
<b>Culture and recreation current operating:</b>				
Parks administration and maintenance	2,451,112	3,194,780	3,106,582	88,198
Fairgrounds	2,516,976	3,103,330	3,029,450	73,880
Historic preservation board	145,132	145,132	125,475	19,657
<b>Total culture and recreation</b>	<b>5,113,220</b>	<b>6,443,242</b>	<b>6,261,507</b>	<b>181,735</b>
<b>Conservation of natural resources current operating:</b>				
Natural resources	309,079	1,064,855	693,547	371,308
Soil conservation district	93,500	93,500	93,500	-
<b>Total conservation of natural resources</b>	<b>402,579</b>	<b>1,158,355</b>	<b>787,047</b>	<b>371,308</b>
Economic development and assistance	1,712,500	1,603,000	1,555,700	47,300
<b>Community services current operating:</b>				
CSU extension	484,100	492,100	423,035	69,065
<b>Total community services</b>	<b>484,100</b>	<b>492,100</b>	<b>423,035</b>	<b>69,065</b>
<b>Total current operating</b>	<b>180,803,994</b>	<b>204,988,694</b>	<b>185,280,065</b>	<b>19,708,629</b>

**DOUGLAS COUNTY, COLORADO**  
Schedule of Revenues, Expenditures, and Changes in Fund Balance - Actual and Budget  
General Fund  
Year Ended December 31, 2024

	<b>Budgeted</b>		<b>Actual</b>	<b>Variance</b>
	<b>Original</b>	<b>Final</b>		
Traffic services	-	-	2,560	(2,560)
Intergovernmental support:				
Fund administration	38,260,800	38,260,800	39,189,965	(929,165)
Other governmental units	601,338	614,238	592,929	21,309
Capital outlay	2,532,650	5,052,223	7,171,518	(2,119,295)
Contingency	1,000,000	812,412	-	812,412
Total expenditures	<u>223,198,782</u>	<u>249,728,367</u>	<u>232,237,037</u>	<u>17,491,330</u>
Excess (deficiency) of revenues over expenditures	<u>(28,937,682)</u>	<u>(39,369,919)</u>	<u>(12,793,255)</u>	<u>26,576,664</u>
Other financing sources (uses):				
Sale of capital assets	-	3,500	835,874	832,374
Subscription proceeds	-	-	2,751,549	2,751,549
Transfers in	30,568,625	30,568,625	29,929,362	(639,263)
Transfers out	<u>(10,593,713)</u>	<u>(12,498,813)</u>	<u>(12,393,737)</u>	<u>105,076</u>
Total other financing sources (uses)	<u>19,974,912</u>	<u>18,073,312</u>	<u>21,123,048</u>	<u>3,049,736</u>
Net change in Fund Balance	<u>\$ (8,962,770)</u>	<u>(21,296,607)</u>	8,329,793	<u>29,626,400</u>
Fund balance, January 1			<u>51,413,343</u>	
Fund balance, December 31			<u>\$ 59,743,136</u>	

**DOUGLAS COUNTY, COLORADO**

Schedule of Revenues, Expenditures, and Changes in Fund Balance - Actual and Budget

Road and Bridge Fund

Year Ended December 31, 2024

	Budgeted		Actual	Variance
	Original	Final		
Revenues:				
Taxes:				
General property	\$ 39,016,600	39,016,600	38,620,025	(396,575)
Specific ownership	14,500,000	14,500,000	15,389,285	889,285
Penalty and interest	-	-	31,587	31,587
Total taxes	<u>53,516,600</u>	<u>53,516,600</u>	<u>54,040,897</u>	<u>524,297</u>
Licenses and permits	891,500	891,500	1,165,802	274,302
Intergovernmental:				
Federal grants and cost reimbursement	375,000	375,000	384,911	9,911
Federal shared revenue	55,000	55,000	7,500	(47,500)
State shared revenue	9,800,000	9,800,000	11,702,915	1,902,915
Other governmental units	-	1,035,663	1,247,253	211,590
Total intergovernmental	<u>10,230,000</u>	<u>11,265,663</u>	<u>13,342,579</u>	<u>2,076,916</u>
Charges for services	3,000	3,000	3,500	500
Contributions and private grants	-	-	10,395	10,395
Miscellaneous:				
Refunds and reimbursements	25,000	148,191	3,541	(144,650)
Other	-	-	7,870	7,870
Total miscellaneous	<u>25,000</u>	<u>148,191</u>	<u>11,411</u>	<u>(136,780)</u>
Total revenues	<u>64,666,100</u>	<u>65,824,954</u>	<u>68,574,584</u>	<u>2,749,630</u>
Expenditures:				
Highways and streets current operating:				
Highway administration	2,560,326	2,821,348	3,668,811	(847,463)
Maintenance of infrastructure	14,802,075	15,411,314	15,061,811	349,503
Snow and ice removal	2,346,669	2,893,941	2,684,676	209,265
Weed control	700,478	567,375	503,924	63,451
Traffic services	7,812,400	7,322,808	6,494,652	828,156
Roads, bridges and traffic	815,974	3,242,623	17,216,129	(13,973,506)
Total highways and streets operating	<u>29,037,922</u>	<u>32,259,409</u>	<u>45,630,003</u>	<u>(13,370,594)</u>
Intergovernmental:				
Tax shareback	8,752,300	8,752,300	8,509,943	242,357
Other governmental units	1,049,945	1,036,871	302,104	734,767
Total intergovernmental	<u>9,802,245</u>	<u>9,789,171</u>	<u>8,812,047</u>	<u>977,124</u>
Current operating	<u>38,840,167</u>	<u>42,048,580</u>	<u>54,442,050</u>	<u>(12,393,470)</u>
Capital outlay	<u>35,370,915</u>	<u>44,981,479</u>	<u>15,983,742</u>	<u>28,997,737</u>
Total highways and streets	<u>74,211,082</u>	<u>87,030,059</u>	<u>70,425,792</u>	<u>16,604,267</u>
Contingency	<u>1,000,000</u>	<u>600,000</u>	<u>-</u>	<u>600,000</u>
Total expenditures	<u>75,211,082</u>	<u>87,630,059</u>	<u>70,425,792</u>	<u>17,204,267</u>
Excess (deficiency) of revenues over expenditures	<u>(10,544,982)</u>	<u>(21,805,105)</u>	<u>(1,851,208)</u>	<u>19,953,897</u>

**DOUGLAS COUNTY, COLORADO**

Schedule of Revenues, Expenditures, and Changes in Fund Balance - Actual and Budget

Road and Bridge Fund

Year Ended December 31, 2024

	<u>Budgeted</u>		<u>Actual</u>	<u>Variance</u>
	<u>Original</u>	<u>Final</u>		
Other financing sources (uses):				
Sale of capital assets	25,000	25,000	266,301	241,301
Transfers out	<u>(107,000)</u>	<u>(107,000)</u>	<u>(107,000)</u>	<u>-</u>
Total other financing sources (uses)	<u>(82,000)</u>	<u>(82,000)</u>	<u>159,301</u>	<u>241,301</u>
Net change in Fund Balance	<u><u>(10,626,982)</u></u>	<u><u>(21,887,105)</u></u>	<u>(1,691,907)</u>	<u><u>20,195,198</u></u>
Fund balance, January 1			<u>36,970,336</u>	
Fund balance, December 31			<u><u>\$ 35,278,429</u></u>	

**DOUGLAS COUNTY, COLORADO**

Schedule of Revenues, Expenditures, and Changes in Fund Balance - Actual and Budget

Human Services Fund

Year Ended December 31, 2024

	Budgeted		Actual	Variance
	Original	Final		
Revenues:				
Taxes:				
General property	\$ 4,209,600	4,209,600	4,165,424	(44,176)
Penalty and interest	-	-	3,395	3,395
Total taxes	4,209,600	4,209,600	4,168,819	(40,781)
Intergovernmental:				
Federal grants and cost reimbursement	33,981,159	34,413,711	40,727,863	6,314,152
State grants and cost reimbursement	17,145,352	20,724,906	12,933,813	(7,791,093)
Total intergovernmental	51,126,511	55,138,617	53,661,676	(1,476,941)
Miscellaneous:				
Refunds and reimbursements	554,000	554,000	483,335	(70,665)
Other	10,000	522,090	20,980	(501,110)
Total miscellaneous	564,000	1,076,090	504,315	(571,775)
Total revenues	55,900,111	60,424,307	58,334,810	(2,089,497)
Expenditures:				
Current operating:				
Human services-administration	8,972,529	9,366,746	9,745,670	(378,924)
Human Services-direct aid and programs:				
Core services	1,410,228	1,410,228	1,392,700	17,528
Colorado Works/TANF block	1,845,431	2,339,769	2,337,718	2,051
Child welfare block	15,039,610	17,673,917	16,175,780	1,498,137
Child care block	5,151,961	5,430,961	5,240,616	190,345
Child support enforcements	1,084,503	1,258,503	1,264,156	(5,653)
Low income energy assistance	750,000	552,000	450,388	101,612
Other non-block grant programs	25,286,835	26,569,835	26,580,991	(11,156)
Total direct aid programs	50,568,568	55,235,213	53,442,349	1,792,864
Total current expenditures	59,541,097	64,601,959	63,188,019	1,413,940
Capital outlay	-	38,800	137,595	(98,795)
Total expenditures	59,541,097	64,640,759	63,325,614	1,315,145
Excess (deficiency) of revenues over expenditures	(3,640,986)	(4,216,452)	(4,990,804)	(774,352)
Other financing sources (uses):				
Transfers in	3,460,366	3,490,366	3,858,140	367,774
Total other financing sources (uses)	3,460,366	3,490,366	3,858,140	367,774
Net change in Fund Balance	(180,620)	(726,086)	(1,132,664)	(406,578)
Fund balance, January 1			3,780,489	
Fund balance, December 31			\$ 2,647,825	

**DOUGLAS COUNTY, COLORADO**

Schedule of Revenues, Expenditures, and Changes in Fund Balance - Actual and Budget

Law Enforcement Authority Fund

Year Ended December 31, 2024

	Budgeted		Actual	Variance
	Original	Final		
Revenues:				
Taxes:				
General property	\$ 26,335,085	26,335,085	26,201,205	(133,880)
Specific ownership	1,931,315	1,931,315	1,916,627	(14,688)
Penalty and interest	-	-	23,529	23,529
Total taxes	<u>28,266,400</u>	<u>28,266,400</u>	<u>28,141,361</u>	<u>(125,039)</u>
Intergovernmental:				
Federal grants and cost reimbursement	-	20,000	20,000	-
State grants and cost reimbursement	-	88,555	45,857	(42,698)
Total intergovernmental	<u>-</u>	<u>108,555</u>	<u>65,857</u>	<u>(42,698)</u>
Charges for services	2,172,450	2,172,450	2,209,656	37,206
Fines and forfeits	1,092,400	1,092,400	954,923	(137,477)
Interest on investments	100,000	100,000	630,059	530,059
Contributions and private grants	-	-	50	50
Miscellaneous:				
Refunds and reimbursements	43,300	43,300	4,630	(38,670)
Total miscellaneous	<u>43,300</u>	<u>43,300</u>	<u>4,630</u>	<u>(38,670)</u>
Total revenues	<u>31,674,550</u>	<u>31,783,105</u>	<u>32,006,536</u>	<u>223,431</u>
Expenditures:				
Public safety current operating:				
LEA Administration	1,347,033	1,373,613	1,173,888	199,725
LEA Support services	2,133,653	2,187,728	2,676,698	(488,970)
LEA Patrol	28,449,029	28,591,996	26,582,334	2,009,662
LEA Investigations	1,735,779	1,825,534	1,797,614	27,920
Total public safety	<u>33,665,494</u>	<u>33,978,871</u>	<u>32,230,534</u>	<u>1,748,337</u>
Capital outlay	2,170,650	2,284,565	1,952,948	331,617
Contingency	175,000	114,693	-	114,693
Total expenditures	<u>36,011,144</u>	<u>36,378,129</u>	<u>34,183,482</u>	<u>2,194,647</u>
Excess (deficiency) of revenues over expenditures	<u>(4,336,594)</u>	<u>(4,595,024)</u>	<u>(2,176,946)</u>	<u>2,418,078</u>
Other financing sources (uses):				
Sale of capital assets	-	-	66,225	66,225
Transfers in	4,385,100	4,385,100	2,923,400	(1,461,700)
Total other financing sources (uses)	<u>4,385,100</u>	<u>4,385,100</u>	<u>2,989,625</u>	<u>(1,395,475)</u>
Net change in Fund Balance	<u>48,506</u>	<u>(209,924)</u>	<u>812,679</u>	<u>1,022,603</u>
Fund balance, January 1			<u>7,645,303</u>	
Fund balance, December 31			<u>\$ 8,457,982</u>	

**DOUGLAS COUNTY, COLORADO**

Schedule of Revenues, Expenditures, and Changes in Fund Balance - Actual and Budget

Road Sales and Use Tax Fund

Year Ended December 31, 2024

	Budgeted		Actual	Variance
	Original	Final		
Revenues:				
Sales and use taxes	\$ 43,212,360	43,212,360	42,681,097	(531,263)
Intergovernmental:				
Federal grants and cost reimbursement	-	624,652	682,112	57,460
Total intergovernmental	-	624,652	682,112	57,460
Interest on investments	1,500,000	1,500,000	3,679,814	2,179,814
Contributions and private grants	-	2,361,844	3,295,551	933,707
Refunds and reimbursements	-	-	181,175	181,175
Total revenues	<u>44,712,360</u>	<u>47,698,856</u>	<u>50,519,749</u>	<u>2,820,893</u>
Expenditures:				
Highways and streets:				
Roads, bridges and traffic	201,587	7,670,620	3,685,805	3,984,815
Other governmental support	533,891	586,599	2,430,382	(1,843,783)
Total highway and streets	<u>735,478</u>	<u>8,257,219</u>	<u>6,116,187</u>	<u>2,141,032</u>
Fund administration	10,000	10,000	9,260	740
Intergovernmental:				
Tax shareback	12,518,600	12,518,600	11,320,987	1,197,613
Other governmental units	26,560,402	28,520,363	19,372,681	9,147,682
Total intergovernmental	<u>39,079,002</u>	<u>41,038,963</u>	<u>30,693,668</u>	<u>10,345,295</u>
Capital outlay	<u>65,736,649</u>	<u>58,829,274</u>	<u>7,515,986</u>	<u>51,313,288</u>
Total expenditures	<u>105,561,129</u>	<u>108,135,456</u>	<u>44,335,101</u>	<u>63,800,355</u>
Excess (deficiency) of revenues over expenditures	<u>(60,848,769)</u>	<u>(60,436,600)</u>	<u>6,184,648</u>	<u>66,621,248</u>
Other financing sources (uses):				
Transfers out	<u>(750,000)</u>	<u>(9,600,402)</u>	<u>(9,600,402)</u>	<u>-</u>
Total other financing sources (uses)	<u>(750,000)</u>	<u>(9,600,402)</u>	<u>(9,600,402)</u>	<u>-</u>
Net change in Fund Balance	<u>(61,598,769)</u>	<u>(70,037,002)</u>	<u>(3,415,754)</u>	<u>66,621,248</u>
Fund balance, January 1			<u>105,668,807</u>	
Fund balance, December 31			<u>\$ 102,253,053</u>	

**DOUGLAS COUNTY, COLORADO**

Schedule of Revenues, Expenditures, and Changes in Fund Balance - Actual and Budget  
 Transportation Infrastructure Sales and Use Tax Fund  
 Year Ended December 31, 2024

	<u>Budgeted</u>		<u>Actual</u>	<u>Variance</u>
	<u>Original</u>	<u>Final</u>		
Revenues:				
Sales and use taxes	\$ 19,445,600	19,445,600	19,206,494	(239,106)
Federal grants and cost reimbursement	-	-	4,256,425	4,256,425
Interest on investments	600,000	600,000	1,621,882	1,021,882
Total revenues	<u>20,045,600</u>	<u>20,045,600</u>	<u>25,084,801</u>	<u>5,039,201</u>
Expenditures:				
Roads, bridges and traffic	-	138,113	232,332	(94,219)
Fund administration	-	4,500	4,167	333
Infrastructure projects	1,850	1,850	211,021	(209,171)
Other governmental units	8,600,000	46,446,827	43,588,977	2,857,850
Capital outlay	<u>76,145,579</u>	<u>23,608,532</u>	<u>-</u>	<u>23,608,532</u>
Total expenditures	<u>84,747,429</u>	<u>70,199,822</u>	<u>44,036,497</u>	<u>26,163,325</u>
Excess (deficiency) of revenues over expenditures	<u>(64,701,829)</u>	<u>(50,154,222)</u>	<u>(18,951,696)</u>	<u>31,202,526</u>
Other financing sources (uses):				
Transfers in	-	24,095,367	22,212,669	(1,882,698)
Transfers out	<u>(500,000)</u>	<u>(500,000)</u>	<u>(500,000)</u>	<u>-</u>
Total other financing sources (uses)	<u>(500,000)</u>	<u>23,595,367</u>	<u>21,712,669</u>	<u>(1,882,698)</u>
Net change in Fund Balance	<u>(65,201,829)</u>	<u>(26,558,855)</u>	<u>2,760,973</u>	<u>29,319,828</u>
Fund balance, January 1			<u>37,294,937</u>	
Fund balance, December 31			<u>\$ 40,055,910</u>	

**DOUGLAS COUNTY, COLORADO**

Schedule of Revenues, Expenditures, and Changes in Fund Balance - Actual and Budget  
Parks and Open Space Sales and Use Tax Fund  
Year Ended December 31, 2024

	<b>Budgeted</b>		<b>Actual</b>	<b>Variance</b>
	<b>Original</b>	<b>Final</b>		
<b>Revenues:</b>				
Sales and use taxes	\$ 18,365,254	18,365,254	18,139,467	(225,787)
State grants and cost reimbursement	-	381,060	6,434	(374,626)
Culture and recreation participation fees	25,000	25,000	-	(25,000)
Interest on investments	400,000	400,000	3,003,251	2,603,251
Contributions and private grants	-	-	453,250	453,250
Lease	-	-	77,847	77,847
Rents	85,000	85,000	66,974	(18,026)
Other	-	-	20,838	20,838
<b>Total revenues</b>	<b>18,875,254</b>	<b>19,256,314</b>	<b>21,768,061</b>	<b>2,511,747</b>
<b>Expenditures:</b>				
Open space administration	5,271,132	261,197	265,896	(4,699)
Open space acquisitions	3,352,865	10,695,177	8,343,624	2,351,553
Parks	821,900	821,900	27,313	794,587
Park sales tax	3,034,000	6,206,206	1,613,141	4,593,065
Tax shareback	3,673,050	3,673,050	4,318,136	(645,086)
Other governmental units	-	-	10,000	(10,000)
Capital outlay	575,000	3,116,906	700,959	2,415,947
Contingency	100,000	100,000	-	100,000
<b>Total expenditures</b>	<b>16,827,947</b>	<b>24,874,436</b>	<b>15,279,069</b>	<b>9,595,367</b>
<b>Excess (deficiency) of revenues over expenditures</b>	<b>2,047,307</b>	<b>(5,618,122)</b>	<b>6,488,992</b>	<b>12,107,114</b>
<b>Other financing sources (uses):</b>				
Transfers out	(250,000)	(250,000)	(250,000)	-
<b>Total other financing sources (uses)</b>	<b>(250,000)</b>	<b>(250,000)</b>	<b>(250,000)</b>	<b>-</b>
<b>Net change in Fund Balance</b>	<b>1,797,307</b>	<b>(5,868,122)</b>	<b>6,238,992</b>	<b>12,107,114</b>
Fund balance, January 1			49,512,339	
Fund balance, December 31			\$ 55,751,331	

**DOUGLAS COUNTY, COLORADO**

Schedule of Revenues, Expenditures, and Changes in Fund Balance - Actual and Budget  
Justice Center Sales and Use Tax Fund  
Year Ended December 31, 2024

	<b>Budgeted</b>		<b>Actual</b>	<b>Variance</b>
	<b>Original</b>	<b>Final</b>		
Revenues:				
Sales and use taxes	\$ 27,007,725	27,007,725	26,675,687	(332,038)
Charges for services	-	-	66,325	66,325
Interest on investments	400,000	400,000	561,262	161,262
Total revenues	<u>27,407,725</u>	<u>27,407,725</u>	<u>27,303,274</u>	<u>(104,451)</u>
Expenditures:				
Public Safety:				
Fund administration	4,675,928	2,579,963	1,649,174	930,789
Capital outlay	2,890,500	11,050,161	4,079,004	6,971,157
Contingency	250,000	216,630	-	216,630
Total expenditures	<u>7,816,428</u>	<u>13,846,754</u>	<u>5,728,178</u>	<u>8,118,576</u>
Excess (deficiency) of revenues over expenditures	<u>19,591,297</u>	<u>13,560,971</u>	<u>21,575,096</u>	<u>8,014,125</u>
Other financing sources (uses):				
Transfers out	<u>(27,452,725)</u>	<u>(27,452,725)</u>	<u>(26,663,462)</u>	<u>789,263</u>
Total other financing sources (uses)	<u>(27,452,725)</u>	<u>(27,452,725)</u>	<u>(26,663,462)</u>	<u>789,263</u>
Net change in Fund Balance	<u><u>(7,861,428)</u></u>	<u><u>(13,891,754)</u></u>	<u><u>(5,088,366)</u></u>	<u><u>8,803,388</u></u>
Fund balance, January 1			<u>21,602,586</u>	
Fund balance, December 31			<u><u>\$ 16,514,220</u></u>	

**DOUGLAS COUNTY, COLORADO**

Schedule of Revenues, Expenditures, and Changes in Fund Balance - Actual and Budget  
 American Rescue Plan Act Fund  
 Year Ended December 31, 2024

	Budgeted		Actual	Variance
	Original	Final		
Revenues:				
Federal grants and cost reimbursement	\$ -	45,302,400	8,049,420	(37,252,980)
Interest on investments	-	1,810,045	2,638,693	828,648
Total revenues	-	47,112,445	10,688,113	(36,424,332)
Expenditures:				
Mental health	-	6,798,133	996,143	5,801,990
Other governmental support	-	22,404,610	1,612,944	20,791,666
Broadband	-	111,644	23,706	87,938
Economic development and community services	-	20,960,482	5,849,889	15,110,593
Other governmental units	-	326,963	-	326,963
Capital outlay	-	236,644	1,750,498	(1,513,854)
Total expenditures	-	50,838,476	10,233,180	40,605,296
Excess (deficiency) of revenues over expenditures	-	(3,726,031)	454,933	4,180,964
Other financing sources (uses):				
Sale of capital assets	-	-	3,882,726	3,882,726
Total other financing sources (uses)	-	-	3,882,726	3,882,726
Net change in Fund Balance	-	(3,726,031)	4,337,659	8,063,690
Fund balance, January 1			3,726,030	
Fund balance, December 31			\$ 8,063,689	

**DOUGLAS COUNTY, COLORADO**  
Notes to the Required Supplementary Information  
December 31, 2024

**BUDGETARY INFORMATION**

Annual budgets for all funds are adopted on a basis consistent with the following procedures, which are statutorily defined in the local government budget law: Colorado Revised Statutes (CRS); Title 29; Article 1, Budget and Services; part 1, Local Government Budget law of Colorado.

Budgets are required, and adopted, for all County governmental and proprietary funds except the Sheriff's Forfeiture Fund, the Douglas County Deputy Sheriff's Association Fund (DCDSA) and the Fallen Officer's Fund (special revenue funds). The Sheriff's Forfeiture Fund is exempt by State statute from the budget and appropriation process. The DCDSA Fund and the Fallen Officer's Fund are blended component units whose budget approval is not under the control of the Board of County Commissioners. Each County department (spending authority) annually submits to the Budget Department its projected revenue and estimated expenditures for the subsequent fiscal year. These estimates and requests are reviewed against the County's available financing resources to develop a countywide proposed budget.

On or before October 15, the County Manager submits the proposed budget for the fiscal year commencing the following January 1 to the Board of County Commissioners. The proposed budget must be balanced, meaning that available revenues or other financing sources combined with available unrestricted beginning fund balances must be equal to or greater than the proposed expenditures.

Subsequent to published notice of the proposed budget's availability for inspection, any elector has the right to file or register their protest prior to the time of the adoption of the budget.

No later than December 15, the Board of County Commissioners passes and approves formal resolutions to adopt the budgets, certify and levy taxes, and appropriate funds for the County, the Douglas County Law Enforcement Authority, the Woodmoor Mountain General Improvement District and the Lincoln Station Local Improvement District.

Budgets for all funds are adopted on the basis consistent with US GAAP. All appropriations lapse at year-end unless formally encumbered by a purchase order or other formal commitment open and available at year-end.

*Legal Compliance:* In accordance with Colorado law, budgets are adopted and appropriations are authorized by fund. The County Manager must approve any request to reallocate appropriations within a fund that is legally a part of the County organization; however, a formal resolution amending the budget is not required.

Any increases or decreases to the adopted and appropriated budget at the fund level require that an amended or supplemental budget appropriation be approved by the Board of County Commissioners through formal resolution at a public meeting, with prior published notice of the proposed changes. The exception is that the Board of County Commissioners may increase a fund's spending authority appropriation through a reallocation from the fund's contingency appropriation without formal resolution.

**SUPPLEMENTAL INFORMATION**

(Subjected to Auditing Procedures)

## NONMAJOR GOVERNMENTAL FUNDS

### Special Revenue Funds

Special Revenue Funds account for the proceeds of specific revenue sources (other than expendable trusts or for major capital projects) that are legally restricted to expenditures for specified purposes.

#### *Sheriff's Forfeiture Fund*

This fund is used to account for the proceeds from the seizure and/or forfeiture of contraband under the Colorado Contraband Forfeiture Act. These funds must be used for the specific purpose of law enforcement activities. While these proceeds are subject to the Local Government Audit Law, they are exempt from the budget and appropriation process.

#### *Douglas County Deputy Sheriff's Association*

This special support unit of the Sheriff's office is incorporated under the laws of the State of Colorado and is a blended component unit of the primary government. The intent is to provide service for the Douglas County Sheriff's Office through support programs and facilitation of extra duty employment. The authorization of expenditures is done through an appointed board of the Association.

#### *Fallen Officer Fund*

This is an IRS 501(c) (3), tax exempt charitable organization and is a blended component unit of the primary government. Donated funds provide assistance to Douglas County Sheriff's office members who are killed or seriously injured in the line of duty or who become deceased as a result of illness, accident, injury or natural causes not related to any performance of duty.

#### *Developmental Disabilities Fund*

This fund is used to account for revenues derived from a 1.000 mill property tax approved by the voters in November 2001 designated to be used in providing services for Douglas County citizens with developmental disabilities.

#### *Douglas County Health Department Fund*

This fund is used to account for revenues derived from a variety of federal and state grants, charges for services, and county property tax that is transferred from the General Fund. Douglas County established a single-county health department in 2022, following the departure of Adams and Arapahoe counties from the district Tri-County Health Department.

#### *Safety and Mental Health Fund*

This fund was created in May of 2019 to provide safety and mental health services for youth in schools. Beginning in 2020 this fund will account for revenues derived from a 0.5 mill property tax allocation. These ongoing funds will be used to train and employ school resource officers dedicated solely to school safety.

#### *Infrastructure Fund*

This fund was created to receive revenues derived from 0.5 mills of property tax reallocated from the General Fund to be used for infrastructure projects within Douglas County. After voters elected to allow 0.18% of the County's 1.0% sales and use tax to be diverted to the Transportation Infrastructure Sales and Use Tax fund beginning in 2020; the 0.5 mills of property tax allocated to this fund was returned to General Fund and the balance remaining in this fund will be spent on projects originally designated to be funded with these revenues.

***Rueter-Hess Recreation Area Fund***

The Rueter-Hess Recreation Area Fund is used to account for revenues received to support the management and operations of the Reuter-Hess recreation area. At the direction of the Rueter-Hess Advisory Board, Douglas County directly manages the day-to-day activities and recreation opportunities at the Rueter-Hess reservoir beginning in 2023.

***Conservation Trust Fund***

This fund is used to account for revenues received from the State lottery fund specifically designated to be used for the acquisition, development, and maintenance of parks, recreation facilities and trail systems located within the County.

***Lincoln Station Local Improvement District (LID) Fund***

This fund is used to account for the revenues derived from the collection of the LID sales taxes and will thereafter remit the LID sales taxes to the District to fund the Improvements.

***Solid Waste Disposal Fund***

This fund is used to account for the revenues derived from a service charge collected by the outside operators of solid waste disposal sites or transfer stations located within unincorporated Douglas County.

***Woodmoor Mountain General Improvement District (GID) Fund***

This fund is used to account for the revenues derived from a designated property tax levied by the Woodmoor Mountain General Improvement District (GID), a special taxing district, and designated for the improvement and maintenance of roads located within that District.

***Rocky Mountain High Intensity Drug Trafficking Area***

This fund is used to account for revenues and expenditures associated with the High Intensity Drug Trafficking Area (HIDTA) program, which provides assistance to law enforcement agencies operating in areas determined to be critical drug-trafficking regions of the United States. The program is funded 100% by federal funds.

## **Capital Projects Funds**

Capital Projects funds account for the financial resources used to acquire or construct major public capital facilities and improvements.

### ***Capital Expenditures Fund***

This fund is used to account for the construction, improvement, and/or purchase of public facilities, including land, buildings, equipment, and furnishings.

### ***Local Improvement District (LID) Capital Construction Fund***

This fund is used to account for road and other public improvements located within various Local Improvement Districts (LID's). Funding for these improvements is provided from special assessments levied against the properties located within the LID with some assistance from general governmental revenues of the County. Capital Replacement Fund

### ***Capital Replacement Fund***

This fund is used to account for the accumulation of funds generated from inter-fund transfers to be used in the scheduled replacement of County vehicles and other capital equipment.

**DOUGLAS COUNTY, COLORADO**

Combining Balance Sheet

Nonmajor Governmental Funds

December 31, 2024

	<u>Sheriff's Forfeiture</u>	<u>Deputy Sheriff's Association</u>	<u>Fallen Officers</u>	<u>Developmental Disabilities</u>
<b>Assets</b>				
Pooled cash and investments	\$ 317,341	\$ 327,734	\$ 833,948	\$ 747,051
Property tax receivable	-	-	-	9,204,157
Accounts receivable	-	324,694	-	-
Lease receivable	-	-	-	-
Prepaid items	-	-	-	-
	<hr/>	<hr/>	<hr/>	<hr/>
Total assets	<u>\$ 317,341</u>	<u>\$ 652,428</u>	<u>\$ 833,948</u>	<u>\$ 9,951,208</u>
<b>Liabilities, Deferred Inflows of Resources and Fund Balances</b>				
<b>Liabilities:</b>				
Accounts payable	\$ -	\$ -	\$ -	\$ -
Retainage payable	-	-	-	-
Accrued liabilities	-	44,731	-	-
Security deposits and construction escrows	-	-	-	-
Payable to other governments	-	1,114	-	-
Unearned revenues	-	2,225	-	-
Interfund payables	-	-	-	-
	<hr/>	<hr/>	<hr/>	<hr/>
Total liabilities	-	48,070	-	-
<b>Deferred Inflows of Resources</b>				
Unavailable revenue - property taxes	-	-	-	9,194,823
Unavailable revenue - receivables	-	-	-	6,805
Unavailable revenue - leases	-	-	-	-
	<hr/>	<hr/>	<hr/>	<hr/>
Total deferred inflows of resources	-	-	-	9,201,628
<b>Fund balances:</b>				
Nonspendable	-	-	-	-
Restricted	317,341	-	-	100,000
Committed	-	604,358	833,948	649,580
Unassigned	-	-	-	-
	<hr/>	<hr/>	<hr/>	<hr/>
Total fund balances	<u>317,341</u>	<u>604,358</u>	<u>833,948</u>	<u>749,580</u>
<b>Total liabilities, deferred inflows of resources and fund balances</b>	<u>\$ 317,341</u>	<u>\$ 652,428</u>	<u>\$ 833,948</u>	<u>\$ 9,951,208</u>

<u>Douglas County Health Department</u>	<u>Safety and Mental Health</u>	<u>Infrastructure</u>	<u>Rueter-Hess Recreation Area</u>	<u>Conservation Trust</u>
\$ 2,278,807	\$ 2,041,389	\$ 5,344,594	\$ 2,588,754	\$ 6,493,498
-	4,415,504	7	-	-
679,742	862,775	-	30	-
-	-	-	-	-
12,071	-	-	-	-
<u>\$ 2,970,620</u>	<u>\$ 7,319,668</u>	<u>\$ 5,344,601</u>	<u>\$ 2,588,784</u>	<u>\$ 6,493,498</u>
\$ 89,008	\$ 82,642	\$ -	\$ 3,905	\$ -
-	-	1,581,642	-	2,201
145,882	247,560	-	17,716	42,542
-	-	-	-	-
-	-	-	-	-
130,651	-	-	-	-
-	-	-	-	-
<u>365,541</u>	<u>330,202</u>	<u>1,581,642</u>	<u>21,621</u>	<u>44,743</u>
-	4,411,818	-	-	-
47,888	2,504	-	-	-
-	-	-	-	-
<u>47,888</u>	<u>4,414,322</u>	<u>-</u>	<u>-</u>	<u>-</u>
12,071	-	-	-	-
-	-	-	2,567,163	6,448,755
2,545,120	2,575,144	3,762,959	-	-
-	-	-	-	-
<u>2,557,191</u>	<u>2,575,144</u>	<u>3,762,959</u>	<u>2,567,163</u>	<u>6,448,755</u>
<u>\$ 2,970,620</u>	<u>\$ 7,319,668</u>	<u>\$ 5,344,601</u>	<u>\$ 2,588,784</u>	<u>\$ 6,493,498</u>

(Continued)

**DOUGLAS COUNTY, COLORADO**

Combining Balance Sheet

Nonmajor Governmental Funds

December 31, 2024

	<u>Lincoln Station LID</u>	<u>Solid Waste Disposal</u>	<u>Woodmoor Mountain GID</u>	<u>Rocky Mountain HIDTA</u>	<u>Total Special Revenue</u>
<b>Assets</b>					
Pooled cash and investments	\$ -	\$ 337,600	\$ 97,397	\$ 11,320	\$ 21,419,433
Property tax receivable	-	-	36,726	-	13,656,394
Accounts receivable	6,625	93,242	-	237,238	2,204,346
Lease receivable	-	-	-	-	-
Prepaid items	-	-	-	27,615	39,686
	-	-	-	27,615	39,686
Total assets	\$ 6,625	\$ 430,842	\$ 134,123	\$ 276,173	\$ 37,319,859
<b>Liabilities, Deferred Inflows of Resources and Fund Balances</b>					
Liabilities:					
Accounts payable	\$ -	\$ -	\$ -	\$ 38,413	\$ 213,968
Retainage payable	-	-	-	-	1,583,843
Accrued liabilities	6,625	-	-	46,437	551,493
Security deposits and construction escrows	-	-	-	-	-
Payable to other governments	-	-	-	-	1,114
Unearned revenues	-	-	-	938	133,814
Interfund payables	-	-	-	190,385	190,385
	-	-	-	190,385	190,385
Total liabilities	6,625	-	-	276,173	2,674,617
Deferred Inflows of Resources					
Unavailable revenue - property taxes	-	-	36,726	-	13,643,367
Unavailable revenue - receivables	-	-	-	-	57,197
Unavailable revenue - leases	-	-	-	-	-
	-	-	36,726	-	13,700,564
Total deferred inflows of resources	-	-	36,726	-	13,700,564
Fund balances:					
Nonspendable	-	-	-	27,615	39,686
Restricted	-	-	97,397	-	9,530,656
Committed	-	430,842	-	-	11,401,951
Unassigned	-	-	-	(27,615)	(27,615)
	-	430,842	97,397	(27,615)	20,944,678
Total fund balances	-	430,842	97,397	-	20,944,678
Total liabilities, deferred inflows of resources and fund balances					
	\$ 6,625	\$ 430,842	\$ 134,123	\$ 276,173	\$ 37,319,859

<u>Capital Expenditures</u>	<u>LID Capital Construction</u>	<u>Capital Replacement</u>	<u>Total Nonmajor Governmental Fund</u>
\$ 2,989,609	\$ 63,400	\$ 1,002,922	\$ 25,475,364
119	-	-	13,656,513
-	-	-	2,204,346
63,260	-	-	63,260
-	-	-	39,686
<u>\$ 3,052,988</u>	<u>\$ 63,400</u>	<u>\$ 1,002,922</u>	<u>\$ 41,439,169</u>

\$ 18,607	\$ -	\$ -	\$ 232,575
-	-	-	1,583,843
138,234	-	-	689,727
3,250	-	-	3,250
-	-	-	1,114
-	-	-	133,814
-	-	-	190,385
<u>160,091</u>	<u>-</u>	<u>-</u>	<u>2,834,708</u>

-	-	-	13,643,367
-	-	-	57,197
55,848	-	-	55,848
<u>55,848</u>	<u>-</u>	<u>-</u>	<u>13,756,412</u>

-	-	-	39,686
-	-	-	9,530,656
2,837,049	63,400	1,002,922	15,305,322
-	-	-	(27,615)
<u>2,837,049</u>	<u>63,400</u>	<u>1,002,922</u>	<u>24,848,049</u>

<u>\$ 3,052,988</u>	<u>\$ 63,400</u>	<u>\$ 1,002,922</u>	<u>\$ 41,439,169</u>
---------------------	------------------	---------------------	----------------------

**DOUGLAS COUNTY, COLORADO**

Combining Statement of Revenues, Expenditures, and Changes in Fund Balances

Nonmajor Governmental Funds

Year ended December 31, 2024

	Sheriff's Forfeiture	Deputy Sheriff's Association	Fallen Officers	Developmental Disabilities
<b>Revenues:</b>				
Taxes	\$ -	\$ -	\$ -	\$ 8,906,849
Intergovernmental	-	-	-	-
Charges for services	-	2,280,830	-	-
Fines and forfeits	109,712	-	-	-
Investment income	5,248	352	-	-
Contributions and private grants	12,000	-	31,530	-
Leases	-	-	-	-
Rents, reimbursements, other	-	68,026	77,810	-
Total revenues	<u>126,960</u>	<u>2,349,208</u>	<u>109,340</u>	<u>8,906,849</u>
<b>Expenditures:</b>				
Current operating:				
General government	-	-	-	-
Public safety	110,081	2,037,977	28,327	-
Highways and streets	-	-	-	-
Sanitation	-	-	-	-
Health and human services	-	-	-	-
Culture and recreation	-	-	-	-
Developmental disabilities	-	-	-	9,368,508
Total current operating	<u>110,081</u>	<u>2,037,977</u>	<u>28,327</u>	<u>9,368,508</u>
Capital outlay	<u>328,773</u>	<u>-</u>	<u>-</u>	<u>-</u>
Debt service:				
Principal	-	-	-	-
Interest	-	-	-	-
Total debt service	<u>-</u>	<u>-</u>	<u>-</u>	<u>-</u>
Total expenditures	<u>438,854</u>	<u>2,037,977</u>	<u>28,327</u>	<u>9,368,508</u>
Excess (deficiency) of revenues over (under) expenditures	<u>(311,894)</u>	<u>311,231</u>	<u>81,013</u>	<u>(461,659)</u>
<b>Other financing sources (uses):</b>				
Sale of capital assets	-	-	-	-
Transfers in	-	-	-	-
Transfers out	-	-	-	-
Total other financing sources (uses)	<u>-</u>	<u>-</u>	<u>-</u>	<u>-</u>
Net change to fund balances	<u>(311,894)</u>	<u>311,231</u>	<u>81,013</u>	<u>(461,659)</u>
Fund balances, January 1, as previously reported	629,235	293,127	752,935	1,211,239
Change within financial reporting entity (nonmajor)	-	-	-	-
Fund balances, January 1, as restated	<u>629,235</u>	<u>293,127</u>	<u>752,935</u>	<u>1,211,239</u>
Fund balances, December 31	<u>\$ 317,341</u>	<u>\$ 604,358</u>	<u>\$ 833,948</u>	<u>\$ 749,580</u>

Douglas County Health Department	Safety and Mental Health	Infrastructure	Rueter-Hess Recreation Area	Conservation Trust
\$ -	\$ 4,240,346	\$ -	\$ -	\$ -
4,099,651	3,925,191	3,450,000	620,000	1,644,156
936,465	-	-	52,687	-
-	-	-	-	-
-	-	-	96,843	208,626
65,814	-	-	-	-
-	-	-	-	-
49,053	-	-	-	-
<u>5,150,983</u>	<u>8,165,537</u>	<u>3,450,000</u>	<u>769,530</u>	<u>1,852,782</u>
-	-	-	-	-
-	7,172,139	-	-	-
-	-	230,833	-	-
-	-	-	-	-
5,822,001	-	-	-	-
-	-	-	747,085	721
-	-	-	-	-
<u>5,822,001</u>	<u>7,172,139</u>	<u>230,833</u>	<u>747,085</u>	<u>721</u>
<u>443,636</u>	<u>1,094,523</u>	<u>50,550</u>	<u>18,800</u>	<u>44,022</u>
-	91,398	-	-	-
-	29,362	-	-	-
-	120,760	-	-	-
<u>6,265,637</u>	<u>8,387,422</u>	<u>281,383</u>	<u>765,885</u>	<u>44,743</u>
<u>(1,114,654)</u>	<u>(221,885)</u>	<u>3,168,617</u>	<u>3,645</u>	<u>1,808,039</u>
-	5,100	-	-	-
2,123,247	625,000	-	250,000	-
-	-	(13,362,267)	-	-
<u>2,123,247</u>	<u>630,100</u>	<u>(13,362,267)</u>	<u>250,000</u>	<u>-</u>
1,008,593	408,215	(10,193,650)	253,645	1,808,039
-	2,166,929	13,956,609	2,313,518	4,640,716
<u>1,548,598</u>	<u>-</u>	<u>-</u>	<u>-</u>	<u>-</u>
<u>1,548,598</u>	<u>2,166,929</u>	<u>13,956,609</u>	<u>2,313,518</u>	<u>4,640,716</u>
<u>\$ 2,557,191</u>	<u>\$ 2,575,144</u>	<u>\$ 3,762,959</u>	<u>\$ 2,567,163</u>	<u>\$ 6,448,755</u>

**DOUGLAS COUNTY, COLORADO**

Combining Statement of Revenues, Expenditures, and Changes in Fund Balances

Nonmajor Governmental Funds

Year ended December 31, 2024

	<b>Lincoln Station L.I.D.</b>	<b>Solid Waste Disposal</b>	<b>Woodmoor Mountain G.I.D.</b>	<b>Rocky Mountain HIDTA</b>	<b>Total Special Revenue</b>
<b>Revenues:</b>					
Taxes	\$ 41,516	\$ -	\$ 39,192	\$ -	\$ 13,227,903
Intergovernmental	-	-	-	2,361,433	16,100,431
Charges for services	-	76,932	-	-	3,346,914
Fines and forfeits	-	-	-	-	109,712
Investment income	-	-	4,432	-	315,501
Contributions and private grants	-	-	-	-	109,344
Leases	-	-	-	-	-
Rents, reimbursements, other	-	203,466	-	11	398,366
<b>Total revenues</b>	<b>41,516</b>	<b>280,398</b>	<b>43,624</b>	<b>2,361,444</b>	<b>33,608,171</b>
<b>Expenditures:</b>					
<b>Current operating:</b>					
General government	-	-	-	-	-
Public safety	-	-	-	2,195,465	11,543,989
Highways and streets	41,516	-	550	-	272,899
Sanitation	-	131,923	-	-	131,923
Health and human services	-	-	-	-	5,822,001
Culture and recreation	-	-	-	-	747,806
Developmental disabilities	-	-	-	-	9,368,508
<b>Total current operating</b>	<b>41,516</b>	<b>131,923</b>	<b>550</b>	<b>2,195,465</b>	<b>27,887,126</b>
Capital outlay	-	-	-	-	1,980,304
<b>Debt service:</b>					
Principal	-	-	-	76,679	168,077
Interest	-	-	-	64,400	93,762
<b>Total debt service</b>	<b>-</b>	<b>-</b>	<b>-</b>	<b>141,079</b>	<b>261,839</b>
<b>Total expenditures</b>	<b>41,516</b>	<b>131,923</b>	<b>550</b>	<b>2,336,544</b>	<b>30,129,269</b>
<b>Excess (deficiency) of revenues over (under) expenditures</b>	<b>-</b>	<b>148,475</b>	<b>43,074</b>	<b>24,900</b>	<b>3,478,902</b>
<b>Other financing sources (uses):</b>					
Sale of capital assets	-	-	-	-	5,100
Transfers in	-	275,950	-	-	3,274,197
Transfers out	-	-	-	(24,900)	(13,387,167)
<b>Total other financing sources (uses)</b>	<b>-</b>	<b>275,950</b>	<b>-</b>	<b>(24,900)</b>	<b>(10,107,870)</b>
<b>Net change to fund balances</b>	<b>-</b>	<b>424,425</b>	<b>43,074</b>	<b>-</b>	<b>(6,628,968)</b>
Fund balances, January 1, as previously reported	-	6,417	54,323	-	26,025,048
Change within financial reporting entity (nonmajor)	-	-	-	-	1,548,598
Fund balances, January 1, as restated	-	6,417	54,323	-	27,573,646
<b>Fund balances, December 31</b>	<b>\$ -</b>	<b>\$ 430,842</b>	<b>\$ 97,397</b>	<b>\$ -</b>	<b>\$ 20,944,678</b>

<u>Capital Expenditures</u>	<u>L.I.D. Capital Construction</u>	<u>Capital Replacement</u>	<u>Total Nonmajor Governmental Fund</u>
\$ -	\$ -	\$ -	\$ 13,227,903
-	-	-	16,100,431
-	-	-	3,346,914
-	-	-	109,712
-	-	-	315,501
-	-	-	109,344
26,350	-	-	26,350
-	170,752	-	569,118
<u>26,350</u>	<u>170,752</u>	<u>-</u>	<u>33,805,273</u>
675,954	-	-	675,954
-	-	-	11,543,989
44,470	-	-	317,369
-	-	-	131,923
-	-	-	5,822,001
943	-	-	748,749
-	-	-	9,368,508
<u>721,367</u>	<u>-</u>	<u>-</u>	<u>28,608,493</u>
<u>460,418</u>	<u>-</u>	<u>-</u>	<u>2,440,722</u>
-	-	-	168,077
-	-	-	93,762
-	-	-	261,839
<u>1,181,785</u>	<u>-</u>	<u>-</u>	<u>31,311,054</u>
<u>(1,155,435)</u>	<u>170,752</u>	<u>-</u>	<u>2,494,219</u>
-	-	-	5,100
88,000	-	-	3,362,197
-	(894,000)	(990,000)	(15,271,167)
<u>88,000</u>	<u>(894,000)</u>	<u>(990,000)</u>	<u>(11,903,870)</u>
(1,067,435)	(723,248)	(990,000)	(9,409,651)
3,904,484	786,648	1,992,922	32,709,102
-	-	-	1,548,598
<u>3,904,484</u>	<u>786,648</u>	<u>1,992,922</u>	<u>34,257,700</u>
<u>\$ 2,837,049</u>	<u>\$ 63,400</u>	<u>\$ 1,002,922</u>	<u>\$ 24,848,049</u>

**DOUGLAS COUNTY, COLORADO**

Schedule of Revenues, Expenditures, and Changes in Fund Balance - Actual and Budget  
 Developmental Disabilities Fund  
 Year Ended December 31, 2024

	<u>Budgeted</u>		<u>Actual</u>	<u>Variance</u>
	<u>Original</u>	<u>Final</u>		
Revenues:				
Taxes:				
General property	\$ 8,919,500	8,919,500	8,899,599	(19,901)
Penalty and interest	-	-	7,250	7,250
Total taxes	<u>8,919,500</u>	<u>8,919,500</u>	<u>8,906,849</u>	<u>(12,651)</u>
Total revenues	<u>8,919,500</u>	<u>8,919,500</u>	<u>8,906,849</u>	<u>(12,651)</u>
Expenditures:				
Current operating:				
Developmental disabilities	<u>8,919,500</u>	<u>9,955,739</u>	<u>9,368,508</u>	<u>587,231</u>
Total expenditures	<u>8,919,500</u>	<u>9,955,739</u>	<u>9,368,508</u>	<u>587,231</u>
Net change in Fund Balance	<u>-</u>	<u>(1,036,239)</u>	<u>(461,659)</u>	<u>574,580</u>
Fund balance, January 1			<u>1,211,239</u>	
Fund balance, December 31			<u>\$ 749,580</u>	

**DOUGLAS COUNTY, COLORADO**

Schedule of Revenues, Expenditures, and Changes in Fund Balance - Actual and Budget

Douglas County Health Department Fund

Year Ended December 31, 2024

	Budgeted		Actual	Variance
	Original	Final		
Revenues:				
Federal grants	\$ 1,862,851	4,091,159	2,526,484	(1,564,675)
State grants and cost reimbursement	1,331,830	2,916,683	1,573,167	(1,343,516)
Public health fees	737,700	818,947	936,465	117,518
Contributions and private grants	-	93,351	65,814	(27,537)
Miscellaneous refunds and reimbursements	-	45,006	49,053	4,047
	3,932,381	7,965,146	5,150,983	(2,814,163)
Total revenues				
Expenditures:				
Administration - DCHD	1,295,297	2,616,578	1,548,226	1,068,352
Emergency preparedness/disease control	1,050,316	1,529,836	923,181	606,655
Environmental health	1,410,152	1,410,819	1,087,687	323,132
Community health	1,593,926	3,045,318	1,330,845	1,714,473
Early childhood council	-	1,049,425	932,062	117,363
Capital outlay	-	-	443,636	(443,636)
Contingency	300,000	300,000	-	300,000
	5,649,691	9,951,976	6,265,637	3,686,339
Total expenditures				
Excess (deficiency) of revenues over expenditures	(1,717,310)	(1,986,830)	(1,114,654)	872,176
Other financing sources (uses):				
Transfers in	2,123,247	2,123,247	2,123,247	-
	2,123,247	2,123,247	2,123,247	-
Total other financing sources (uses)				
Net change in Fund Balance	405,937	136,417	1,008,593	872,176
Fund balance, January 1			1,548,598	
Fund balance, December 31			\$ 2,557,191	

**DOUGLAS COUNTY, COLORADO**

Schedule of Revenues, Expenditures, and Changes in Fund Balance - Actual and Budget  
 Safety and Mental Health Fund  
 Year Ended December 31, 2024

	<b>Budgeted</b>		<b>Actual</b>	<b>Variance</b>
	<b>Original</b>	<b>Final</b>		
Revenues:				
Taxes:				
General property	\$ 4,281,600	4,281,600	4,236,896	(44,704)
Penalty and interest	-	-	3,450	3,450
Total taxes	<u>4,281,600</u>	<u>4,281,600</u>	<u>4,240,346</u>	<u>(41,254)</u>
Intergovernmental:				
Other governmental units	3,830,000	3,942,125	3,925,191	(16,934)
Total intergovernmental	<u>3,830,000</u>	<u>3,942,125</u>	<u>3,925,191</u>	<u>(16,934)</u>
Total revenues	<u>8,111,600</u>	<u>8,223,725</u>	<u>8,165,537</u>	<u>(58,188)</u>
Expenditures:				
Administration	642,008	510,521	479,004	31,517
School resource officers	7,112,077	7,354,080	6,571,521	782,559
Total current expenditures	<u>7,754,085</u>	<u>7,864,601</u>	<u>7,050,525</u>	<u>814,076</u>
Intergovernmental:				
Other governmental units	-	749,828	242,374	507,454
Total intergovernmental	<u>-</u>	<u>749,828</u>	<u>242,374</u>	<u>507,454</u>
Capital outlay	930,600	1,117,200	1,094,523	22,677
Contingency	50,000	7,971	-	7,971
Total expenditures	<u>8,734,685</u>	<u>9,739,600</u>	<u>8,387,422</u>	<u>1,352,178</u>
Excess (deficiency) of revenues over expenditures	<u>(623,085)</u>	<u>(1,515,875)</u>	<u>(221,885)</u>	<u>1,293,990</u>
Other financing sources (uses):				
Sale of capital assets	-	-	5,100	5,100
Transfers in	625,000	625,000	625,000	-
Total other financing sources (uses)	<u>625,000</u>	<u>625,000</u>	<u>630,100</u>	<u>5,100</u>
Net change in Fund Balance	<u>1,915</u>	<u>(890,875)</u>	408,215	<u>1,299,090</u>
Fund balance, January 1			<u>2,166,929</u>	
Fund balance, December 31			<u>\$ 2,575,144</u>	

**DOUGLAS COUNTY, COLORADO**

Schedule of Revenues, Expenditures, and Changes in Fund Balance - Actual and Budget

Infrastructure Fund

Year Ended December 31, 2024

	<b>Budgeted</b>		<b>Actual</b>	<b>Variance</b>
	<b>Original</b>	<b>Final</b>		
Revenues:				
Federal grants	\$ -	-	3,450,000	3,450,000
Total revenues	-	-	3,450,000	3,450,000
Expenditures:				
Infrastructure- administration, current operating	15,508	3,692	1,141	2,551
Intergovernmental support	24,495	152,017	84,950	67,067
Total current expenditures	40,003	155,709	86,091	69,618
Intergovernmental:				
Other governmental units	300,008	220,000	144,742	75,258
Total intergovernmental	300,008	220,000	144,742	75,258
Capital outlay	218,634	218,634	50,550	168,084
Total expenditures	558,645	594,343	281,383	312,960
Excess (deficiency) of revenues over expenditures	(558,645)	(594,343)	3,168,617	3,762,960
Other financing sources (uses):				
Transfers out	-	(13,362,267)	(13,362,267)	-
Total other financing sources (uses)	-	(13,362,267)	(13,362,267)	-
Net change in Fund Balance	(558,645)	(13,956,610)	(10,193,650)	3,762,960
Fund balance, January 1			13,956,609	
Fund balance, December 31			\$ 3,762,959	

**DOUGLAS COUNTY, COLORADO**

Schedule of Revenues, Expenditures, and Changes in Fund Balance - Actual and Budget  
 Rueter-Hess Recreation Area Fund  
 Year Ended December 31, 2024

	<b>Budgeted</b>		<b>Actual</b>	<b>Variance</b>
	<b>Original</b>	<b>Final</b>		
Revenues:				
Other governmental units	\$ 620,000	620,000	620,000	-
Facilities use fees	30,000	30,000	52,687	22,687
Interest on investments	15,000	15,000	96,843	81,843
Total revenues	<u>665,000</u>	<u>665,000</u>	<u>769,530</u>	<u>104,530</u>
Expenditures:				
Rueter-Hess Ops & Maint	795,976	791,995	747,085	44,910
Capital outlay	-	550,581	18,800	531,781
Contingency	50,000	50,000	-	50,000
Total expenditures	<u>845,976</u>	<u>1,392,576</u>	<u>765,885</u>	<u>626,691</u>
Excess (deficiency) of revenues over expenditures	<u>(180,976)</u>	<u>(727,576)</u>	<u>3,645</u>	<u>731,221</u>
Other financing sources (uses):				
Transfers in	250,000	250,000	250,000	-
Total other financing sources (uses)	<u>250,000</u>	<u>250,000</u>	<u>250,000</u>	<u>-</u>
Net change in Fund Balance	<u>69,024</u>	<u>(477,576)</u>	253,645	<u>731,221</u>
Fund balance, January 1			<u>2,313,518</u>	
Fund balance, December 31			<u>\$ 2,567,163</u>	

**DOUGLAS COUNTY, COLORADO**

Schedule of Revenues, Expenditures, and Changes in Fund Balance - Actual and Budget

Conservation Trust Fund

Year Ended December 31, 2024

	<b>Budgeted</b>		<b>Actual</b>	<b>Variance</b>
	<b>Original</b>	<b>Final</b>		
<b>Revenues:</b>				
Intergovernmental:				
State shared revenue	\$ 1,400,000	1,400,000	1,644,156	244,156
Total intergovernmental	1,400,000	1,400,000	1,644,156	244,156
Interest on investments	50,000	50,000	208,626	158,626
Total revenues	1,450,000	1,450,000	1,852,782	402,782
<b>Expenditures:</b>				
Culture and recreation:				
Parks and trails	-	-	721	(721)
Total current expenses	-	-	721	(721)
Intergovernmental:				
Total intergovernmental	-	-	-	-
Capital outlay	1,300,000	2,945,325	44,022	2,901,303
Total expenditures	1,300,000	2,945,325	44,743	2,900,582
Net change in Fund Balance	150,000	(1,495,325)	1,808,039	3,303,364
Fund balance, January 1			4,640,716	
Fund balance, December 31			\$ 6,448,755	

**DOUGLAS COUNTY, COLORADO**

Schedule of Revenues, Expenditures, and Changes in Fund Balance - Actual and Budget

Lincoln Station LID Fund

Year Ended December 31, 2024

	<u>Budgeted</u>		<u>Actual</u>	<u>Variance</u>
	<u>Original</u>	<u>Final</u>		
Revenues:				
Taxes:				
Sales and use taxes	\$ 50,000	50,000	41,516	(8,484)
Total taxes	<u>50,000</u>	<u>50,000</u>	<u>41,516</u>	<u>(8,484)</u>
Total revenues	<u>50,000</u>	<u>50,000</u>	<u>41,516</u>	<u>(8,484)</u>
Expenditures:				
Highways and streets:				
Other governmental units	50,000	50,000	41,516	8,484
Total expenditures	<u>50,000</u>	<u>50,000</u>	<u>41,516</u>	<u>8,484</u>
Net change in Fund Balance	<u>-</u>	<u>-</u>	<u>-</u>	<u>-</u>
Fund balance, January 1			<u>-</u>	
Fund balance, December 31			<u>\$ -</u>	

**DOUGLAS COUNTY, COLORADO**

Schedule of Revenues, Expenditures, and Changes in Fund Balance - Actual and Budget

Solid Waste Disposal Fund

Year Ended December 31, 2024

	<b>Budgeted</b>		<b>Actual</b>	<b>Variance</b>
	<b>Original</b>	<b>Final</b>		
Revenues:				
Waste collection charges	\$ 60,000	60,000	76,932	16,932
Other	-	-	203,466	203,466
Total revenues	<u>60,000</u>	<u>60,000</u>	<u>280,398</u>	<u>220,398</u>
Expenditures:				
General government:				
Current operating	90,000	340,000	131,923	208,077
Total expenditures	<u>90,000</u>	<u>340,000</u>	<u>131,923</u>	<u>208,077</u>
Excess (deficiency) of revenues over expenditures	<u>(30,000)</u>	<u>(280,000)</u>	<u>148,475</u>	<u>428,475</u>
Other financing sources (uses):				
Transfers in	-	275,950	275,950	-
Total other financing sources (uses)	<u>-</u>	<u>275,950</u>	<u>275,950</u>	<u>-</u>
Net change in Fund Balance	<u>(30,000)</u>	<u>(4,050)</u>	424,425	<u>428,475</u>
Fund balance, January 1			<u>6,417</u>	
Fund balance, December 31			<u>\$ 430,842</u>	

**DOUGLAS COUNTY, COLORADO**

Schedule of Revenues, Expenditures, and Changes in Fund Balance - Actual and Budget  
 Woodmoor Mountain GID Fund  
 Year Ended December 31, 2024

	<u>Budgeted</u>		<u>Actual</u>	<u>Variance</u>
	<u>Original</u>	<u>Final</u>		
Revenues:				
Taxes:				
General property	\$ 34,810	34,810	36,403	1,593
Specific ownership	3,090	3,090	2,607	(483)
Penalty and interest	-	-	182	182
Total taxes	<u>37,900</u>	<u>37,900</u>	<u>39,192</u>	<u>1,292</u>
Interest on investments	<u>500</u>	<u>500</u>	<u>4,432</u>	<u>3,932</u>
Total revenues	<u>38,400</u>	<u>38,400</u>	<u>43,624</u>	<u>5,224</u>
Expenditures:				
Highway and streets:				
Current operating	<u>40,560</u>	<u>40,560</u>	<u>550</u>	<u>40,010</u>
Total expenditures	<u>40,560</u>	<u>40,560</u>	<u>550</u>	<u>40,010</u>
Net change in Fund Balance	<u>(2,160)</u>	<u>(2,160)</u>	43,074	<u>45,234</u>
Fund balance, January 1			<u>54,323</u>	
Fund balance, December 31			<u>\$ 97,397</u>	

**DOUGLAS COUNTY, COLORADO**

Schedule of Revenues, Expenditures, and Changes in Fund Balance - Actual and Budget

Rocky Mountain HIDTA Fund

Year Ended December 31, 2024

	<b>Budgeted</b>		<b>Actual</b>	<b>Variance</b>
	<b>Original</b>	<b>Final</b>		
Revenues:				
Intergovernmental:				
Federal grants	\$ 1,208,943	4,915,870	2,361,433	(2,554,437)
Other	-	-	11	11
Total revenues	<u>1,208,943</u>	<u>4,915,870</u>	<u>2,361,444</u>	<u>(2,554,426)</u>
Expenditures:				
Current operating:				
Management and coordination	(202,011)	155,892	503,368	(347,476)
Intelligence	741,523	1,764,875	1,063,830	701,045
Gangs	147,748	147,748	151,594	(3,846)
Front range task force	156,357	156,357	164,481	(8,124)
Trainings	340,426	616,496	453,271	163,225
Total Public Safety	<u>1,184,043</u>	<u>2,841,368</u>	<u>2,336,544</u>	<u>504,824</u>
Contingency	-	2,049,602	-	2,049,602
Total expenditures	<u>1,184,043</u>	<u>4,890,970</u>	<u>2,336,544</u>	<u>2,554,426</u>
Excess (deficiency) of revenues over expenditures	<u>24,900</u>	<u>24,900</u>	<u>24,900</u>	<u>-</u>
Other financing sources (uses):				
Transfers out	(24,900)	(24,900)	(24,900)	-
Total other financing sources (uses)	<u>(24,900)</u>	<u>(24,900)</u>	<u>(24,900)</u>	<u>-</u>
Net change in Fund Balance	<u>-</u>	<u>-</u>	<u>-</u>	<u>-</u>
Fund balance, January 1			<u>-</u>	
Fund balance, December 31			<u>\$ -</u>	

**DOUGLAS COUNTY, COLORADO**  
Schedule of Revenues, Expenditures, and Changes in Fund Balance - Actual and Budget  
Capital Expenditures Fund  
Year ended December 31, 2024

	<b>Budgeted</b>		<b>Actual</b>	<b>Variance</b>
	<b>Original</b>	<b>Final</b>		
Revenues:				
Lease	\$ -	-	26,350	26,350
Total revenues	-	-	26,350	26,350
Expenditures:				
General government	497,700	600,377	721,367	(120,990)
Capital outlay	1,155,500	1,283,552	460,418	823,134
Total expenditures	1,653,200	1,883,929	1,181,785	702,144
Excess (deficiency) of revenues over expenditures	(1,653,200)	(1,883,929)	(1,155,435)	728,494
Other Financing Sources (Uses)				
Transfers in	-	88,000	88,000	-
Total other financing sources (uses)	-	88,000	88,000	-
Net change in Fund Balance	(1,653,200)	(1,795,929)	(1,067,435)	728,494
Fund balance, January 1			3,904,484	
Fund balance, December 31			\$ 2,837,049	

**DOUGLAS COUNTY, COLORADO**


Schedule of Revenues, Expenditures, and Changes in Fund Balance - Actual and Budget  
LID Capital Construction Fund  
Year ended December 31, 2024

	<b>Budgeted</b>		<b>Actual</b>	<b>Variance</b>
	<b>Original</b>	<b>Final</b>		
Revenues:				
LID assessments	\$ 96,400	170,700	170,752	52
Total revenues	<u>96,400</u>	<u>170,700</u>	<u>170,752</u>	<u>52</u>
Expenditures:				
Highway and streets:				
Current operating	2,500	2,500	-	2,500
Total expenditures	<u>2,500</u>	<u>2,500</u>	<u>-</u>	<u>2,500</u>
Excess (deficiency) of revenues over expenditures	<u>93,900</u>	<u>168,200</u>	<u>170,752</u>	<u>2,552</u>
Other Financing Sources (Uses)				
Transfers out	(744,000)	(894,000)	(894,000)	-
Total other financing sources (uses)	<u>(744,000)</u>	<u>(894,000)</u>	<u>(894,000)</u>	<u>-</u>
Net change in Fund Balance	<u>(650,100)</u>	<u>(725,800)</u>	<u>(723,248)</u>	<u>2,552</u>
Fund balance, January 1			<u>786,648</u>	
Fund balance, December 31			<u>\$ 63,400</u>	

**DOUGLAS COUNTY, COLORADO**

Schedule of Revenues, Expenditures, and Changes in Fund Balance - Actual and Budget  
Capital Replacement Fund  
Year ended December 31, 2024

	<b>Budgeted</b>		<b>Actual</b>	<b>Variance</b>
	<b>Original</b>	<b>Final</b>		
Other Financing Sources (Uses)				
Transfers out	<u>\$ (990,000)</u>	<u>(990,000)</u>	<u>(990,000)</u>	<u>-</u>
Total other financing sources (uses)	<u>(990,000)</u>	<u>(990,000)</u>	<u>(990,000)</u>	<u>-</u>
Net change in Fund Balance	<u>(990,000)</u>	<u>(990,000)</u>	<u>(990,000)</u>	<u>-</u>
Fund balance, January 1			<u>1,992,922</u>	
Fund balance, December 31			<u>\$ 1,002,922</u>	



## INTERNAL SERVICE FUNDS

Internal Service Funds account for financing of goods and services provided by one department or agency to other departments or agencies of the County on a cost reimbursement basis. The County's Internal Service Funds include:

### ***Employee Benefits Fund***

This fund is used to account for the accumulation of funds generated from interdepartmental assessments used in the administration of various self-insured/insured employee benefit programs. This includes short-term disability, unemployment, and workers' compensation. Payments include claims and stop-loss insurance premiums.

### ***Property and Liability Fund***

This fund is used to account for the accumulation of funds generated from interdepartmental assessments to be used for the administration of various self-insured property and liability insurance programs.

### ***Medical, Dental and Vision Fund***

This fund is used to account for the accumulation of funds generated from interdepartmental assessments as well as participating employee assessments to be used for the administration of the self-insured medical, dental and vision insurance programs. Payments include administrative costs, claims and stop-loss insurance premiums.

**DOUGLAS COUNTY, COLORADO**

Combining Statement of Net Position

Internal Service Funds

December 31, 2024

	<u>Employee Benefits</u>	<u>Property and Liability</u>	<u>Medical, Dental and Vision</u>	<u>Total Internal Service Funds</u>
Assets:				
Current assets:				
Pooled cash and investments	\$ 6,431,434	\$ 2,270,153	\$ 4,476,434	\$ 13,178,021
Accounts receivable	150	21	535,377	535,548
Prepaid expenses	204,000	-	504,000	708,000
Total current assets	<u>6,635,584</u>	<u>2,270,174</u>	<u>5,515,811</u>	<u>14,421,569</u>
Total assets	<u>\$ 6,635,584</u>	<u>\$ 2,270,174</u>	<u>\$ 5,515,811</u>	<u>\$ 14,421,569</u>
Liabilities:				
Current liabilities:				
Accrued claims and expenses payable	\$ 1,230,686	\$ 1,213,176	\$ 2,895,125	\$ 5,338,987
Total current liabilities	<u>1,230,686</u>	<u>1,213,176</u>	<u>2,895,125</u>	<u>5,338,987</u>
Total liabilities	<u>1,230,686</u>	<u>1,213,176</u>	<u>2,895,125</u>	<u>5,338,987</u>
Net position:				
Unrestricted	<u>5,404,898</u>	<u>1,056,998</u>	<u>2,620,686</u>	<u>9,082,582</u>
Total net position	<u>5,404,898</u>	<u>1,056,998</u>	<u>2,620,686</u>	<u>9,082,582</u>
Total liabilities and net position	<u>\$ 6,635,584</u>	<u>\$ 2,270,174</u>	<u>\$ 5,515,811</u>	<u>\$ 14,421,569</u>

**DOUGLAS COUNTY, COLORADO**

Combining Statement of Revenues, Expenses and Changes in Fund Net Position

Internal Service Funds

Year ended December 31, 2024

	<b>Employee Benefits</b>	<b>Property and Liability</b>	<b>Medical, Dental and Vision</b>	<b>Total</b>
Operating revenues:				
Charges for services	\$ 3,043,142	\$ 3,503,400	\$ 25,471,382	\$ 32,017,924
Other operating revenue	149,292	542,209	1,537,708	2,229,209
Total operating revenues	3,192,434	4,045,609	27,009,090	34,247,133
Operating expenses:				
Purchased services	-	1,504	1,041,234	1,042,738
Fixed charges	338,056	2,018,068	1,716,196	4,072,320
Insurance benefits/claims	1,675,878	2,593,383	26,794,111	31,063,372
Total operating expenses	2,013,934	4,612,955	29,551,541	36,178,430
Operating income/(loss) before transfers	1,178,500	(567,346)	(2,542,451)	(1,931,297)
Transfers:				
Transfers in	-	-	2,500,000	2,500,000
Total transfers	-	-	2,500,000	2,500,000
Increase/(decrease) in net position	1,178,500	(567,346)	(42,451)	568,703
Total net position - January 1	4,226,398	1,624,344	2,663,137	8,513,879
Total net position - December 31	\$ 5,404,898	\$ 1,056,998	\$ 2,620,686	\$ 9,082,582

**DOUGLAS COUNTY, COLORADO**

Combining Statement of Cash Flows  
Internal Service Funds  
Year ended December 31, 2024

	<u>Employee Benefits</u>	<u>Property and Liability</u>	<u>Medical, Dental and Vision</u>	<u>Total Internal Service Funds</u>
Cash flows from operating activities:				
Cash received from internal customers	\$ 3,192,284	\$ 4,045,588	\$ 26,473,713	\$ 33,711,585
Cash payments to external suppliers for goods and services	<u>(1,680,857)</u>	<u>(4,326,023)</u>	<u>(29,747,976)</u>	<u>(35,754,856)</u>
Net cash provided/(used) by operating activities	<u>1,511,427</u>	<u>(280,435)</u>	<u>(3,274,263)</u>	<u>(2,043,271)</u>
Cash flow from noncapital financing activities:				
Transfers in	-	-	2,500,000	2,500,000
Transfers out	<u>-</u>	<u>-</u>	<u>-</u>	<u>-</u>
Net cash provided by noncapital financing activities	<u>-</u>	<u>-</u>	<u>2,500,000</u>	<u>2,500,000</u>
 Net increase in cash and equivalents	1,511,427	(280,435)	(774,263)	456,729
Cash balances January 1	4,920,007	2,550,589	5,250,696	12,721,292
Cash balances December 31	<u>\$ 6,431,434</u>	<u>\$ 2,270,154</u>	<u>\$ 4,476,433</u>	<u>\$ 13,178,021</u>
Reconciliation of operating income to net cash provided/(used) by operating activities:				
Operating income/(loss)	\$ 1,178,500	\$ (567,346)	\$ (2,542,451)	\$ (1,931,297)
Adjustments to reconcile operating income/(loss) to net cash provided/(used) by operating activities:				
Increase/(decrease) in accounts payable	(36,223)	-	48,565	12,342
Increase in accrued claims and accrued expenses payable	369,300	286,932	259,000	915,232
Increase in prepaid reserves	-	-	(504,000)	(504,000)
Increase in accounts receivable	<u>(150)</u>	<u>(21)</u>	<u>(535,377)</u>	<u>(535,548)</u>
Total adjustments	<u>332,927</u>	<u>286,911</u>	<u>(731,812)</u>	<u>(111,974)</u>
Net cash provided/(used) by operating activities	<u>\$ 1,511,427</u>	<u>\$ (280,435)</u>	<u>\$ (3,274,263)</u>	<u>\$ (2,043,271)</u>

**DOUGLAS COUNTY, COLORADO**

Schedule of Revenues, Expenditures, and Changes in Net Position - Actual and Budget  
Employee Benefits Fund  
Year ended December 31, 2024

	<b>Budgeted</b>		<b>Actual</b>	<b>Variance</b>
	<b>Original</b>	<b>Final</b>		
<b>Revenues:</b>				
Charges for services	\$ 2,716,500	2,716,500	3,043,142	326,642
Other operating revenue	-	-	149,292	149,292
Total revenues	<u>2,716,500</u>	<u>2,716,500</u>	<u>3,192,434</u>	<u>475,934</u>
<b>Expenditures:</b>				
Employee benefits:				
Purchased services	200,000	200,000	-	200,000
Fixed charges	691,500	691,500	338,056	353,444
Insurance benefits/claims	<u>1,650,000</u>	<u>1,650,000</u>	<u>1,675,878</u>	<u>(25,878)</u>
Total employee benefits	<u>2,541,500</u>	<u>2,541,500</u>	<u>2,013,934</u>	<u>527,566</u>
Contingency	<u>175,000</u>	<u>175,000</u>	-	<u>175,000</u>
Total expenditures	<u>2,716,500</u>	<u>2,716,500</u>	<u>2,013,934</u>	<u>702,566</u>
Net change in net position	<u>-</u>	<u>-</u>	1,178,500	<u>1,178,500</u>
Net position, January 1			<u>4,226,398</u>	
Net position, December 31			<u>\$ 5,404,898</u>	

**DOUGLAS COUNTY, COLORADO**

Schedule of Revenues, Expenditures, and Changes in Net Position - Actual and Budget  
Property and Liability Fund  
Year ended December 31, 2024

	<b>Budgeted</b>		<b>Actual</b>	<b>Variance</b>
	<b>Original</b>	<b>Final</b>		
<b>Revenues:</b>				
Charges for services	\$ 3,503,400	3,503,400	3,503,400	-
Other operating revenue	30,000	500,000	542,209	42,209
Total revenues	<u>3,533,400</u>	<u>4,003,400</u>	<u>4,045,609</u>	<u>42,209</u>
<b>Expenditures:</b>				
Insurance:				
Purchased services	80,000	80,000	1,504	78,496
Fixed charges	2,153,400	2,153,400	2,018,068	135,332
Insurance benefits/claims	1,200,000	1,817,680	2,593,383	(775,703)
Total insurance	<u>3,433,400</u>	<u>4,051,080</u>	<u>4,612,955</u>	<u>(561,875)</u>
Contingency	<u>100,000</u>	<u>100,000</u>	-	<u>100,000</u>
Total expenditures	<u>3,533,400</u>	<u>4,151,080</u>	<u>4,612,955</u>	<u>(461,875)</u>
Net change in net position	<u>-</u>	<u>(147,680)</u>	(567,346)	<u>(419,666)</u>
Net position, January 1			<u>1,624,344</u>	
Net position, December 31			<u>\$ 1,056,998</u>	

**DOUGLAS COUNTY, COLORADO**

Schedule of Revenues, Expenditures, and Changes in Net Position - Actual and Budget  
 Medical, Dental and Vision Fund  
 Year ended December 31, 2024

	<u>Budgeted</u>			
	<u>Original</u>	<u>Final</u>	<u>Actual</u>	<u>Variance</u>
Revenues:				
Charges for services	\$ 25,091,000	25,091,000	25,471,382	380,382
Other operating revenue	<u>2,526,000</u>	<u>2,526,000</u>	<u>1,537,708</u>	<u>(988,292)</u>
Total revenues	<u>27,617,000</u>	<u>27,617,000</u>	<u>27,009,090</u>	<u>(607,910)</u>
Expenditures:				
Insurance:				
Purchased services	940,638	940,638	1,041,234	(100,596)
Fixed charges	1,791,075	1,791,075	1,716,196	74,879
Insurance benefits/claims	<u>24,885,287</u>	<u>27,385,287</u>	<u>26,794,111</u>	<u>591,176</u>
Total expenditures	<u>27,617,000</u>	<u>30,117,000</u>	<u>29,551,541</u>	<u>565,459</u>
Operating income/(loss) before transfers	<u>-</u>	<u>(2,500,000)</u>	<u>(2,542,451)</u>	<u>(42,451)</u>
Transfers:				
Transfers in	<u>-</u>	<u>2,500,000</u>	<u>2,500,000</u>	<u>-</u>
Total transfers	<u>-</u>	<u>2,500,000</u>	<u>2,500,000</u>	<u>-</u>
Net change in net position	<u>-</u>	<u>-</u>	<u>(42,451)</u>	<u>(42,451)</u>
Net position, January 1			<u>2,663,137</u>	
Net position, December 31			<u>\$ 2,620,686</u>	

## **FIDUCIARY FUNDS**

Custodial Funds are held by Douglas County to report fiduciary activities that are not held in a trust or equivalent arrangement for individuals, governmental entities, and nonpublic organizations, as established by resolution or state statute. The County's fiduciary funds include the following custodial funds:

### ***Treasurer's Fund***

This fund is used to account for the receipt and disbursement of property tax revenues received by the Treasurer for other taxing entities in the County.

### ***Public Trustee Fund***

This fund is used to account for the fiduciary activities of the Public Trustee including foreclosures and releases of deeds of trust.

### ***Douglas County Jail Escrow, Inmate Commissary and Victim Compensation Fund***

This fund is used to account for the combined receipt and disbursement of all inmate escrow, inmate commissary and victim compensation transactions.

### ***Opioid Settlement Fund***


This fund is used to account for the combined receipt and disbursement of all opioid settlement transactions for the Region 12, Douglas County, a single county region.

**DOUGLAS COUNTY, COLORADO**  
Combining Statement of Fiduciary Net Position  
Fiduciary Funds  
December 31, 2024

	<u>Treasurer's Funds</u>	<u>Public Trustee Funds</u>	<u>Jail Funds</u>	<u>Opioid Settlement Fund</u>	<u>Total Custodial Funds</u>
<b>Assets</b>					
Cash and investments	\$ 7,748,153	\$ 525,651	\$ 1,579,007	\$ 1,767,925	\$ 11,620,736
Accounts receivable	<u>1,241,696</u>	<u>68</u>	<u>-</u>	<u>-</u>	<u>1,241,764</u>
Total assets	<u>8,989,849</u>	<u>525,719</u>	<u>1,579,007</u>	<u>1,767,925</u>	<u>12,862,500</u>
<b>Liabilities</b>					
Accounts payable	-	169,617	-	-	169,617
Accrued expenses	-	7,817	-	10,238	18,055
Due to others	<u>8,989,849</u>	<u>348,285</u>	<u>-</u>	<u>1,678,700</u>	<u>11,016,834</u>
Total liabilities	<u>8,989,849</u>	<u>525,719</u>	<u>-</u>	<u>1,688,938</u>	<u>11,204,506</u>
<b>Net Position</b>					
Restricted for:					
Individuals, other governments	<u>-</u>	<u>-</u>	<u>1,579,007</u>	<u>78,987</u>	<u>1,657,994</u>
Total net position	<u>\$ -</u>	<u>\$ -</u>	<u>\$ 1,579,007</u>	<u>\$ 78,987</u>	<u>\$ 1,657,994</u>

**DOUGLAS COUNTY, COLORADO**  
Combining Statement of Changes in Fiduciary Net Position  
Fiduciary Funds  
Year ended December 31, 2024

	<b>Treasurer's Funds</b>	<b>Public Trustee Funds</b>	<b>Jail Funds</b>	<b>Opioid Settlement Fund</b>	<b>Total Custodial Funds</b>
<b>Additions:</b>					
Treasurer contributions	\$ 911,201,844	\$ -	\$ -	\$ -	\$ 911,201,844
Inmate deposits	-	-	2,641,265	-	2,641,265
Opioid settlement	-	-	-	582,131	582,131
Interest	-	34,200	-	57,323	91,523
Fees	-	593,166	-	-	593,166
<b>Total additions</b>	<b>911,201,844</b>	<b>627,366</b>	<b>2,641,265</b>	<b>639,454</b>	<b>915,109,929</b>
<b>Deductions:</b>					
Treasurer payments	911,201,844	-	-	-	911,201,844
Payments to inmates	-	-	2,604,172	-	2,604,172
Payments to outside vendors	-	627,366	-	592,368	1,219,734
<b>Total deductions</b>	<b>911,201,844</b>	<b>627,366</b>	<b>2,604,172</b>	<b>592,368</b>	<b>915,025,750</b>
Net increase in fiduciary net position	-	-	37,093	47,086	84,179
Net position - January 1	-	-	1,541,914	31,901	1,573,815
Net position - December 31	<u>\$ -</u>	<u>\$ -</u>	<u>\$ 1,579,007</u>	<u>\$ 78,987</u>	<u>\$ 1,657,994</u>



# **STATE REQUIRED SCHEDULE**

(Subjected to Auditing Procedures)

The public report burden for this information collection is estimated to average 380 hours annually.

<b>LOCAL HIGHWAY FINANCE REPORT</b>	City or County: Douglas County
	YEAR ENDING : December 2024
This Information From The Records Of Douglas County	Prepared By: Brandi Ridgeway Phone: 720-673-4136

**I. DISPOSITION OF HIGHWAY-USER REVENUES AVAILABLE FOR LOCAL GOVERNMENT EXPENDITURE**

ITEM	A. Local Motor-Fuel Taxes	B. Local Motor-Vehicle Taxes	C. Receipts from State Highway-User Taxes	D. Receipts from Federal Highway Administration
1. Total receipts available				
2. Minus amount used for collection expenses				
3. Minus amount used for nonhighway purposes				
4. Minus amount used for mass transit				
5. Remainder used for highway purposes				

**II. RECEIPTS FOR ROAD AND STREET PURPOSES**

**III. DISBURSEMENTS FOR ROAD AND STREET PURPOSES**

ITEM	AMOUNT	ITEM	AMOUNT
<b>A. Receipts from local sources:</b>		<b>A. Local highway disbursements:</b>	
1. Local highway-user taxes		1. Capital outlay (from page 2)	58,836,854
a. Motor Fuel (from Item I.A.5.)		2. Maintenance:	36,279,624
b. Motor Vehicle (from Item I.B.5.)		3. Road and street services:	
c. Total (a.+b.)		a. Traffic control operations	4,829,690
2. General fund appropriations	0	b. Snow and ice removal	2,684,677
3. Other local imposts (from page 2)	118,341,541	c. Other	55,632,391
4. Miscellaneous local receipts (from page 2)	5,764,086	d. Total (a. through c.)	63,146,759
5. Transfers from toll facilities	0	4. General administration & miscellaneous	2,172,538
6. Proceeds of sale of bonds and notes:		5. Highway law enforcement and safety	0
a. Bonds - Original Issues	0	6. Total (1 through 5)	160,435,775
b. Bonds - Refunding Issues	0	<b>B. Debt service on local obligations:</b>	
c. Notes	0	1. Bonds:	
d. Total (a. + b. + c.)	0	a. Interest	0
7. Total (1 through 6)	124,105,627	b. Redemption	0
<b>B. Private Contributions</b>	3,305,946	c. Total (a. + b.)	0
<b>C. Receipts from State government (from page 2)</b>	11,702,915	2. Notes:	
<b>D. Receipts from Federal Government (from page 2)</b>	8,780,948	a. Interest	0
<b>E. Total receipts (A.7 + B + C + D)</b>	147,895,436	b. Redemption	0
		c. Total (a. + b.)	0
		3. Total (1.c + 2.c)	0
		<b>C. Payments to State for highways</b>	0
		<b>D. Payments to toll facilities</b>	0
		<b>E. Total disbursements (A.6 + B.3 + C + D)</b>	160,435,775

**IV. LOCAL HIGHWAY DEBT STATUS**

(Show all entries at par)


	Opening Debt	Amount Issued	Redemptions	Closing Debt
<b>A. Bonds (Total)</b>	0	0	0	0
1. Bonds (Refunding Portion)		0	0	
<b>B. Notes (Total)</b>	0	0	0	0

**V. LOCAL ROAD AND STREET FUND BALANCE**

	A. Beginning Balance	B. Total Receipts	C. Total Disbursements	D. Ending Balance	E. Reconciliation
	193,890,689	147,895,436	160,435,775	181,350,350	0

Notes and Comments:

LOCAL HIGHWAY FINANCE REPORT		STATE: Colorado YEAR ENDING (mm/yy): December 2024	
<b>II. RECEIPTS FOR ROAD AND STREET PURPOSES - DETAIL</b>			
ITEM	AMOUNT	ITEM	AMOUNT
<b>A.3. Other local imposts:</b>		<b>A.4. Miscellaneous local receipts:</b>	
a. Property Taxes and Assessments	38,651,611	a. Interest on investments	5,301,696
b. Other local imposts:		b. Traffic Fines & Penalties	0
1. Sales Taxes	61,887,592	c. Parking Garage Fees	0
2. Infrastructure & Impact Fees	1,165,802	d. Parking Meter Fees	0
3. Liens	0	e. Sale of Surplus Property	266,301
4. Licenses	0	f. Charges for Services	0
5. Specific Ownership &/or Other	16,636,537	g. Other Misc. Receipts	0
6. Total (1. through 5.)	79,689,930	h. Other	196,089
c. Total (a. + b.)	118,341,541	i. Total (a. through h.)	5,764,086
	(Carry forward to page 1)		(Carry forward to page 1)
ITEM	AMOUNT	ITEM	AMOUNT
<b>C. Receipts from State Government</b>		<b>D. Receipts from Federal Government</b>	
1. Highway-user taxes	10,841,214	1. FHWA (from Item I.D.5.)	
2. State general funds		2. Other Federal agencies:	
3. Other State funds:		a. Forest Service	7,500
a. State bond proceeds		b. FEMA	0
b. Project Match		c. HUD	0
c. Motor Vehicle Registrations	861,701	d. Federal Transit Admin	0
d. Other (Specify) - DOLA Grant	0	e. U.S. Corps of Engineers	384,911
e. Other -CDPHE SEP	0	f. Other Federal	8,388,537
f. Total (a. through e.)	861,701	g. Total (a. through f.)	8,780,948
4. Total (1. + 2. + 3.f)	11,702,915	3. Total (1. + 2.g)	
			(Carry forward to page 1)
<b>III. DISBURSEMENTS FOR ROAD AND STREET PURPOSES - DETAIL</b>			
	ON NATIONAL HIGHWAY SYSTEM (a)	OFF NATIONAL HIGHWAY SYSTEM (b)	TOTAL (c)
<b>A.1. Capital outlay:</b>			
a. Right-Of-Way Costs	0	1,033,930	1,033,930
b. Engineering Costs	0	1,335,989	1,335,989
c. Construction:			
(1). New Facilities	0	1,188,288	1,188,288
(2). Capacity Improvements	8,815,495	2,810	8,818,305
(3). System Preservation	8,815,495	8,341,766	17,157,261
(4). System Enhancement & Operation	17,630,990	11,672,092	29,303,082
(5). Total Construction (1) + (2) + (3) + (4)	35,261,980	21,204,956	56,466,936
d. Total Capital Outlay (Lines 1.a. + 1.b. + 1.c.5)	35,261,980	23,574,874	58,836,854
			(Carry forward to page 1)
<b>Notes and Comments:</b>			



**STATISTICAL SECTION**  
(Not subjected to Auditing Procedures)

**DOUGLAS COUNTY, COLORADO**  
**Listing of Statistical Information**

**Financial Trends Information** - These schedules contain trend information that may aid the reader in evaluating the County's current financial performance by placing it in historical perspective.

**Net Position by Component**  
**Changes in Net Position**  
**Changes in Fund Balances, Governmental Funds**  
**Fund Balances, Governmental Funds**

**Revenue Capacity** - These schedules contain information that may aid the reader in assessing the County's most significant sources of revenue.

**Tax Revenues by Sources, Governmental Funds**  
**Assessed Value and Estimated Market Value of Taxable Property**  
**Direct and Overlapping Property Tax Rates**  
**Principal Property Tax Payers**  
**Property Tax Levies and Collections**

**Debt Capacity** - These schedules present information that may aid the reader in analyzing the extent of the County's current level of debt and the County's ability to issue debt in the future.

**Ratios of Outstanding Debt by Type**  
**Legal Debt Margin Information**  
**Revenue Bond Coverage**

**Demographic and Economic Information** - These schedules offer demographic and economic indicators that are commonly used for financial analysis and that may aid the reader in understanding the County's present and ongoing financial status.

**Demographic and Economic Statistics**  
**Principal Employers**

**Operating Information** - These schedule contain service and infrastructure indicators that may aid the reader in ascertaining how the information in the County's financial statements relate to the services the County provides and the activities it performs.

**Budgeted Full-time Equivalent County Employees by Function/Program**  
**Operating Indicators by Function/Program**  
**Capital Asset Statistics by Function/Program**

**DOUGLAS COUNTY, COLORADO**  
**Net position by Component,**  
**Last Ten Fical Years**  
*(accrual basis of accounting)*

	<b>Fiscal Year</b>			
	<b>2015</b>	<b>2016</b>	<b>2017</b>	<b>2018</b>
Governmental activities:				
Net investment in capital assets	\$ 508,799,879	\$ 511,882,883	\$ 530,442,456	\$ 557,114,973
Restricted	18,417,871	20,756,032	25,253,621	25,240,593
Unrestricted	<u>209,401,151</u>	<u>210,555,892</u>	<u>214,196,898</u>	<u>211,929,559</u>
Total governmental activities net position	<u>\$ 736,618,901</u>	<u>\$ 743,194,807</u>	<u>\$ 769,892,975</u>	<u>\$ 794,285,125</u>

	<b>Fiscal Year</b>			
	<b>2019</b>	<b>2020</b>	<b>2021</b>	<b>2022</b>
Governmental activities:				
Net Investment in capital assets	\$ 564,094,326	\$ 586,312,207	\$ 630,440,941	\$ 761,545,642
Restricted	20,275,997	22,014,565	175,152,935	209,330,034
Unrestricted	<u>247,661,591</u>	<u>255,554,597</u>	<u>160,608,353</u>	<u>138,744,563</u>
Total governmental activities net position	<u>\$ 832,031,914</u>	<u>\$ 863,881,369</u>	<u>\$ 966,202,229</u>	<u>\$ 1,109,620,239</u>

	<b>Fiscal Year</b>	
	<b>2023</b>	<b>2024</b>
Governmental activities:		
Net investment in capital assets	\$ 780,631,453	\$ 808,927,938
Restricted	238,833,422	247,387,903
Unrestricted	<u>124,681,362</u>	<u>108,488,914</u>
Total governmental activities net position	<u>\$ 1,144,146,237</u>	<u>\$ 1,164,804,755</u>

Source: Douglas County Annual Comprehensive Financial Reports

**DOUGLAS COUNTY, COLORADO**  
**Changes in Net Position,**  
**Last Ten Fiscal Years**  
*(accrual basis of accounting)*

	2015	2016	2017	2018
<b>Expenses</b>				
Governmental activities:				
General government	\$ 67,796,188	\$ 77,136,803	\$ 77,522,601	\$ 82,572,210
Judicial	8,247,418	8,769,470	9,045,957	9,328,036
Public safety	60,202,395	64,892,327	69,683,622	76,594,860
Highways and streets	85,502,071	91,037,247	85,895,401	90,059,105
Health and human services	27,344,890	29,206,244	30,757,489	30,841,319
Culture and recreation	9,407,657	9,787,378	10,635,061	11,487,988
Conservation of natural resources	639,761	1,578,402	384,934	986,843
Economic development and assistance	645,059	1,383,934	1,179,756	1,357,854
Developmental disabilities	4,788,319	5,377,533	5,623,880	6,475,400
Community services	312,804	256,568	221,643	426,780
Sanitation	87,926	89,147	86,102	104,269
Interest and fiscal charges	803,352	702,056	591,676	470,966
Total governmental activities expenses	<u>265,777,840</u>	<u>290,217,109</u>	<u>291,628,122</u>	<u>310,705,630</u>
<b>Program Revenues</b>				
Governmental activities:				
Charges for services:				
General government	38,624,196	41,123,674	43,161,577	44,514,076
Judicial	553,497	579,866	488,434	487,959
Public safety	5,314,584	5,665,369	6,491,123	7,695,627
Highways and streets	859,413	1,359,486	1,246,895	1,415,385
Health and human services	-	-	-	-
Culture and recreation	1,112,832	1,122,542	1,245,226	1,295,168
Developmental disabilities	-	-	-	-
Community services	-	-	-	-
Sanitation	72,953	87,876	76,730	99,609
Operating grants and contributions	39,348,850	39,545,651	41,046,589	41,376,070
Capital grants and contributions	-	-	11,741,376	611,819
Total governmental program revenues	<u>85,886,325</u>	<u>89,484,464</u>	<u>105,497,950</u>	<u>97,495,713</u>
Total government net expense	<u>(179,891,515)</u>	<u>(200,732,645)</u>	<u>(186,130,172)</u>	<u>(213,209,917)</u>
<b>General Revenue and Other Changes in Net Position</b>				
Governmental activities:				
Taxes:				
Property taxes	105,616,827	123,280,973	123,481,506	140,294,815
Sales and use taxes	58,868,532	60,563,754	65,200,095	68,433,816
Other taxes	10,338,884	11,629,677	13,830,044	15,061,525
Investment income (loss)	2,833,379	2,790,962	2,904,597	5,864,794
Miscellaneous	3,125,797	9,043,185	7,412,098	8,135,901
Gain on Sale of capital assets	-	-	-	-
Total governmental activities	<u>180,783,419</u>	<u>207,308,551</u>	<u>212,828,340</u>	<u>237,790,851</u>
<b>Change in Net Position</b>				
Total government	<u>\$ 891,904</u>	<u>\$ 6,575,906</u>	<u>\$ 26,698,168</u>	<u>\$ 24,580,934</u>

Source: Douglas County Annual Comprehensive Financial Reports

**DOUGLAS COUNTY, COLORADO**

Changes in Net Position,  
Last Ten Fiscal Years  
*(accrual basis of accounting)*

		<b>Fiscal Year</b>									
		<b>2019</b>	<b>2020</b>	<b>2021</b>	<b>2022</b>	<b>2023</b>	<b>2024</b>				
\$	85,018,604	\$	124,271,151	\$	105,276,604	\$	116,374,793	\$	129,338,335	\$	172,002,520
	9,892,576		10,225,387		10,421,698		11,745,938		12,515,762		13,605,454
	84,503,343		95,905,605		90,114,620		102,457,858		114,620,174		123,209,549
	97,990,510		109,420,165		99,967,726		122,031,470		170,138,756		171,446,162
	32,283,364		40,790,416		57,676,160		61,834,882		61,862,971		73,075,355
	12,616,835		13,192,294		13,414,209		14,599,209		19,954,337		24,856,419
	687,906		570,970		655,192		577,446		888,416		1,111,666
	1,299,655		1,345,679		1,098,779		1,757,562		1,092,242		1,624,381
	6,347,500		7,065,984		7,237,405		8,017,584		8,075,919		9,368,508
	334,575		431,196		455,946		409,368		383,369		423,035
	125,471		108,147		89,510		99,158		477,018		577,947
	316,009		201,599		113,463		50,350		331,236		715,329
	331,416,348		403,528,593		386,521,312		439,955,618		519,678,535		592,016,325
	48,060,100		51,074,597		54,187,114		56,071,213		56,930,567		62,426,867
	523,523		379,698		354,634		341,908		330,681		413,403
	7,886,401		7,942,395		7,118,236		6,359,720		8,557,683		10,913,261
	1,579,827		1,707,869		1,662,952		1,442,682		1,237,664		1,557,089
	-		-		-		374,787		854,172		2,820,083
	1,187,244		625,585		1,291,519		1,732,560		1,835,648		2,135,118
	-		-		-		500,000		-		-
	-		-		-		-		-		-
	111,775		84,327		67,678		68,734		57,267		72,176
	54,302,300		83,469,719		81,215,216		100,744,039		127,201,056		102,838,927
	7,932,452		25,369,065		64,045,986		123,732,061		37,353,875		34,155,324
	121,583,622		170,653,255		209,943,335		291,367,704		234,358,613		217,332,248
	(209,832,726)		(232,875,338)		(176,577,977)		(148,587,914)		(285,319,922)		(374,684,077)
	141,918,584		156,106,501		159,737,343		167,470,858		168,167,483		234,594,612
	75,615,237		80,366,871		99,510,637		109,072,260		106,762,082		106,744,261
	14,514,330		13,777,715		15,712,336		15,187,965		15,947,605		17,496,454
	10,690,768		8,951,021		(1,228,903)		(10,766,788)		21,051,174		28,915,443
	4,651,812		5,330,820		5,086,284		11,041,629		7,917,576		7,467,974
	-		191,865		81,140		-		-		123,851
	247,390,731		264,724,793		278,898,837		292,005,924		319,845,920		395,342,595
\$	37,558,005	\$	31,849,455	\$	102,320,860	\$	143,418,010	\$	34,525,998	\$	20,658,518

**DOUGLAS COUNTY, COLORADO**  
**Changes in Fund Balances, Governmental Funds,**  
**Last Ten Fiscal Years**  
*(modified accrual basis of accounting)*

<b>Revenues</b>	<b>2015</b>	<b>2016</b>	<b>2017</b>	<b>2018</b>	<b>2019</b>
Taxes	\$ 174,824,243	\$ 195,391,013	\$ 202,532,522	\$ 223,755,393	\$ 232,021,642
Licenses and permits	8,886,316	9,435,287	9,172,963	8,923,133	8,992,374
Intergovernmental	39,348,850	39,434,801	41,064,067	41,411,682	47,451,242
Charges for services	20,105,897	21,435,800	22,737,321	22,779,499	26,036,542
Fines and forfeits	1,205,337	1,271,134	1,206,361	1,039,891	823,731
Investment income (loss)	2,833,379	2,790,962	2,904,597	5,864,567	10,690,768
Contributions and private grants	-	-	-	-	6,851,058
Lease	-	-	-	-	-
Rents, reimbursements, other	3,168,704	7,045,496	6,953,155	7,328,124	4,097,536
<b>Total revenues</b>	<b>250,372,726</b>	<b>276,804,493</b>	<b>286,570,986</b>	<b>311,102,289</b>	<b>336,964,893</b>
<b>Expenditures</b>					
General government	50,533,374	55,182,608	54,857,715	59,625,160	60,819,635
Judicial	8,247,418	8,769,470	9,045,957	9,328,036	9,892,576
Public safety	55,493,091	59,857,520	64,557,865	69,049,737	76,134,322
Highways and streets	64,089,759	70,831,516	64,011,607	68,624,550	76,336,797
Sanitation	84,853	86,074	83,029	102,491	124,117
Health and human services	27,145,005	28,939,814	30,530,951	30,599,286	32,060,420
Culture and recreation	7,469,219	7,851,587	8,461,940	9,282,091	10,342,656
Conservation of natural resources	482,511	405,877	384,934	804,703	456,458
Economic development and assistance	645,059	1,383,934	1,179,756	1,357,854	1,299,655
Developmental disabilities	4,788,319	5,377,533	5,623,880	6,475,400	6,347,500
Community services	312,804	256,568	221,643	426,780	334,575
Debt service:					
Principal	3,745,000	3,845,000	3,950,000	4,060,000	4,185,000
Interest and fiscal charges	826,906	727,611	618,751	502,700	364,288
Capital outlay	26,271,416	31,851,666	35,305,559	55,233,503	30,266,202
<b>Total expenditures</b>	<b>250,134,734</b>	<b>275,366,778</b>	<b>278,833,587</b>	<b>315,472,291</b>	<b>308,964,201</b>
Excess of revenues over (under) expenditures	237,992	1,437,715	7,737,399	(4,370,002)	28,000,692
<b>Other financing sources (uses)</b>					
Transfers in	37,372,670	37,559,586	36,663,845	50,845,437	50,202,153
Transfers out	(37,372,670)	(37,809,586)	(36,663,845)	(50,845,437)	(50,202,153)
Debt issued	-	1,470,300	-	-	-
Leases issued	-	-	-	-	-
Subscriptions issued	-	-	-	-	-
Sale of capital assets	1,225,461	348,553	589,233	802,463	1,081,799
<b>Total other financing sources (uses)</b>	<b>1,225,461</b>	<b>1,568,853</b>	<b>589,233</b>	<b>802,463</b>	<b>1,081,799</b>
<b>Net change in fund balances</b>	<b>\$ 1,463,453</b>	<b>\$ 3,006,568</b>	<b>\$ 8,326,632</b>	<b>\$ (3,567,539)</b>	<b>\$ 29,082,491</b>
 Debt service as a percentage of operating expenditures	 2.0%	 1.9%	 1.9%	 1.8%	 1.6%

Source: Douglas County Annual Comprehensive Financial Reports

**DOUGLAS COUNTY, COLORADO**  
**Changes in Fund Balances, Governmental Funds,**  
**Last Ten Fiscal Years**  
*(modified accrual basis of accounting)*

<b>Fiscal Year</b>				
<b>2020</b>	<b>2021</b>	<b>2022</b>	<b>2023</b>	<b>2024</b>
\$ 250,194,535	\$ 275,042,697	\$ 292,497,441	\$ 290,887,170	\$ 358,754,755
8,909,841	10,659,597	10,304,197	10,557,142	10,138,688
79,200,054	79,041,737	96,057,400	115,070,021	103,594,844
27,948,115	30,077,474	28,476,831	29,044,945	34,869,330
473,567	634,690	1,150,337	1,173,622	1,246,156
8,951,021	(1,228,903)	(10,766,788)	21,051,174	28,915,443
4,169,462	1,757,693	5,120,591	4,119,399	4,587,470
-	-	101,641	138,808	104,197
3,523,813	4,030,184	9,111,909	6,523,464	5,318,100
<u>383,370,408</u>	<u>400,015,169</u>	<u>432,053,559</u>	<u>478,565,745</u>	<u>547,528,983</u>
94,899,776	74,311,736	83,513,669	84,384,640	128,416,884
10,225,387	10,419,692	11,745,938	12,515,762	13,605,457
89,164,411	83,579,744	95,421,924	106,077,310	114,409,305
86,271,255	75,898,004	96,508,056	139,466,103	141,461,995
106,793	199,619	255,750	475,664	576,593
40,524,097	57,314,627	61,574,472	61,419,382	70,960,102
10,864,001	11,065,347	12,245,373	14,355,360	22,003,041
322,880	374,271	330,776	639,071	387,372
1,345,679	1,098,779	1,757,562	1,092,242	1,624,381
7,065,984	7,237,405	8,017,581	8,075,919	9,368,508
431,196	455,946	409,368	383,369	423,035
2,765,000	2,890,000	3,631,735	5,654,885	5,280,748
221,344	126,468	203,243	278,303	844,611
36,043,889	19,186,627	42,206,565	43,590,865	41,732,972
<u>380,251,692</u>	<u>344,158,265</u>	<u>417,822,012</u>	<u>478,408,875</u>	<u>551,095,004</u>
3,118,716	55,856,904	14,231,547	156,870	(3,566,021)
33,051,386	40,151,615	40,352,432	46,971,635	62,285,768
(33,051,386)	(40,151,615)	(43,352,432)	(46,113,098)	(64,785,768)
-	-	-	-	-
-	-	83,861	2,532,924	-
-	-	-	5,093,310	2,751,549
6,356,633	808,998	348,684	356,201	5,056,226
<u>6,356,633</u>	<u>808,998</u>	<u>(2,567,455)</u>	<u>8,840,972</u>	<u>5,307,775</u>
<u>\$ 9,475,349</u>	<u>\$ 56,665,902</u>	<u>\$ 11,664,092</u>	<u>\$ 8,997,842</u>	<u>\$ 1,741,754</u>
0.9%	0.9%	1.0%	1.4%	1.2%

**DOUGLAS COUNTY, COLORADO**  
**Fund Balances, Governmental Funds,**  
**Last Ten Fiscal Years**  
*(modified accrual basis of accounting)*

	<b>Fiscal Year</b>				
	<b>2015</b>	<b>2016</b>	<b>2017</b>	<b>2018</b>	<b>2019</b>
General Fund					
Nonspendable	\$ 462,173	\$ 1,524,646	\$ 2,221,576	\$ 2,453,583	\$ 2,664,494
Restricted	6,812,500	7,679,913	7,991,585	8,380,784	9,041,685
Committed	5,266,097	5,230,796	8,846,479	2,050,854	1,696,635
Assigned	41,444,476	38,631,228	35,443,024	17,806,670	23,257,746
Unassigned	3,305,238	8,688,952	10,938,042	19,902,441	9,847,669
Total General Fund	<u>57,290,484</u>	<u>61,755,535</u>	<u>65,440,706</u>	<u>50,594,332</u>	<u>46,508,229</u>
All Other Governmental Funds					
Nonspendable	2,369,985	2,447,338	2,734,574	2,534,950	2,118,499
Restricted	8,773,213	8,816,755	12,305,886	11,972,569	11,234,312
Committed	55,237,193	51,155,469	75,474,576	70,572,885	89,384,916
Assigned	104,370,877	106,873,223	84,720,940	100,321,461	115,832,732
Unassigned	-	-	(1,301,730)	-	-
Total All Other Governmental Funds	<u>\$ 170,751,268</u>	<u>\$ 169,292,785</u>	<u>\$ 173,934,246</u>	<u>\$ 185,401,865</u>	<u>\$ 218,570,459</u>

	<b>Fiscal Year</b>				
	<b>2020</b>	<b>2021</b>	<b>2022</b>	<b>2023</b>	<b>2024</b>
General Fund					
Nonspendable	\$ 5,192,436	\$ 5,679,574	\$ 5,821,314	\$ 4,281,147	\$ 3,108,325
Restricted	8,968,315	9,708,879	11,655,471	12,017,397	19,686,825
Committed	4,537,121	3,433,464	4,978,096	15,277,843	3,724,697
Assigned	22,909,160	40,020,369	34,048,064	19,836,956	29,970,008
Unassigned	21,662,136	15,360,519	-	-	3,253,281
Total General Fund	<u>63,269,168</u>	<u>74,202,805</u>	<u>56,502,945</u>	<u>51,413,343</u>	<u>59,743,136</u>
All Other Governmental Funds					
Nonspendable	2,233,835	2,898,360	3,123,271	3,219,060	2,800,583
Restricted	13,046,250	165,444,056	197,664,563	226,816,025	227,701,078
Committed	91,240,698	24,706,544	39,369,187	49,943,218	48,164,997
Assigned	104,764,685	64,084,814	46,238,246	20,480,224	15,231,445
Unassigned	(599)	(116,640)	(24,184)	-	(27,615)
Total All Other Governmental Funds	<u>\$ 211,284,869</u>	<u>\$ 257,017,134</u>	<u>\$ 286,371,083</u>	<u>\$ 300,458,527</u>	<u>\$ 293,870,488</u>

Source: Douglas County Annual Comprehensive Financial Reports

**DOUGLAS COUNTY, COLORADO**  
**Tax Revenues by Source, Governmental Funds,**  
**Last Ten Fiscal Years**

<b>Fiscal Year</b>	<b>Property Tax</b>	<b>Sales and Use Tax</b>	<b>Specific Auto Ownership Tax</b>	<b>Other</b>	<b>Total</b>
2015	\$ 105,616,827	\$ 58,868,532	\$ 10,221,619	\$ 117,265	\$ 174,824,243
2016	123,280,973	60,563,754	11,440,794	188,883	195,474,404
2017	123,481,506	65,200,095	13,563,582	266,462	202,511,645
2018	140,294,815	68,433,816	14,939,485	122,040	223,790,156
2019	141,918,584	75,615,237	14,365,732	148,598	232,048,151
2020	156,106,501	80,366,871	13,600,718	176,997	250,251,087
2021	159,737,343	99,510,637	15,562,301	150,035	274,960,316
2022	167,470,858	109,072,260	15,031,316	156,649	291,731,083
2023	168,167,483	106,762,082	15,795,708	151,897	290,877,170
2024	234,594,612	106,744,261	17,308,519	187,935	358,835,327
<b>Change</b>					
2015-2024	122.1%	81.3%	69.3%	60.3%	105.3%

Source: Douglas County Annual Comprehensive Financial Reports

**DOUGLAS COUNTY, COLORADO**  
**Assess Value and Estimated Actual Value of Taxable Property,**  
**Last Ten Fiscal Years**

<b>Fiscal Year</b>	<b>Land</b>	<b>Improvements</b>	<b>Personal Property</b>	<b>State Assessed</b>	<b>Exempt Assessed Value</b>	<b>Total Taxable and Exempt Assessed Value</b>	<b>Total Direct Tax Rate</b>
2015	\$ 1,630,085,450	\$ 3,411,688,320	\$ 311,633,840	\$ 237,761,700	\$ 1,096,313,770	\$ 6,687,483,080	19.774
2016	1,273,705,350	3,859,140,640	316,412,340	246,628,700	1,121,430,020	6,817,317,050	19.774
2017	1,455,534,030	4,329,882,020	322,692,600	253,480,700	1,150,051,860	7,511,641,210	19.774
2018	1,451,422,430	4,442,131,510	332,790,990	239,845,700	1,203,428,610	7,669,619,240	19.774
2019	1,653,710,260	5,040,551,380	351,031,490	244,062,800	1,229,364,740	8,518,720,670	19.774
2020	1,679,525,540	5,184,583,340	349,169,860	253,186,600	1,273,772,410	8,740,237,750	19.774
2021	1,898,928,120	5,651,317,840	341,115,620	248,817,800	1,319,261,180	9,459,440,560	19.774
2022	1,881,916,960	5,691,810,090	343,205,630	255,210,700	1,345,933,070	9,518,076,450	19.774
2023	2,490,310,550	7,209,405,790	435,515,980	255,601,500	1,674,427,970	12,065,261,790	19.774
2024	2,481,878,030	7,387,112,530	462,884,930	274,050,700	1,690,281,330	12,296,207,520	18.726

<b>Fiscal Year</b>	<b>Total Estimated Actual Value</b>	<b>Total Assessed Value as a % of Total Estimated Actual Value</b>
2015	53,605,255,888	12.5%
2016	54,916,459,151	12.4%
2017	64,902,609,593	11.6%
2018	66,581,492,755	11.5%
2019	76,477,767,906	11.1%
2020	78,726,256,017	11.1%
2021	86,119,088,655	11.0%
2022	88,616,623,768	10.7%
2023	120,935,510,075	10.0%
2024	123,934,386,801	9.9%

Source: Douglas County Assessor Short Abstract Summaries

**DOUGLAS COUNTY, COLORADO**  
**Direct and Overlapping Property Tax Rates,**  
**Last Ten Fiscal Years**

County Direct Rates				
Fiscal Year	General Fund	Special Revenue Funds	Capital Projects Funds	Total Direct
2016	13.788	5.809	0.177	19.774
2017	13.288	5.809	0.177	19.774
2018	12.788	6.809	0.177	19.774
2019	13.288	6.309	0.177	19.774
2020	13.549	6.225	0.000	19.774
2021	13.549	6.225	0.000	19.774
2022	13.549	6.225	0.000	19.774
2023	13.549	6.225	0.000	19.774
2024	13.549	6.225	0.000	19.774
2025	13.549	6.225	0.000	19.774

Overlapping Rates [2]							
Fiscal Year	Douglas County [1]				Water [1]		
	School [1] District	Cities & [1] Towns	Law Enforce- ment Authority	Fire [1] Protection	and Sanitation	Metropolitan [1]	Other [1]
2016	50.759	0.821	3.236	6.864	2.683	21.254	7.683
2017	41.063	0.697	2.670	5.966	1.999	18.316	6.875
2018	38.995	0.704	2.625	5.923	1.978	18.523	7.241
2019	44.930	0.718	2.568	8.109	2.207	16.986	6.287
2020	43.841	0.073	2.530	8.104	2.110	18.125	6.357
2021	43.482	0.754	2.506	8.067	1.900	18.377	6.796
2022	43.799	0.768	2.486	8.101	1.807	18.578	6.966
2023	42.836	0.770	2.460	8.020	1.640	19.130	6.280
2024	45.934	1.166	2.381	7.816	1.277	18.417	5.422
2025	44.059	1.174	2.376	7.840	1.290	19.225	5.913

Source: Douglas County Assessor-Certification of Mill Levies, adjusted for assessed valuation on Treasurer's Tax Dollar Warrant summary.

All tax rates are per \$1,000 assessed valuation.

[1] Mill Levies provide for cities / towns and special districts are weighted-average rates based on the total general property tax revenue levied.

[2] All historical overlapping rates were corrected in 2018 due to the correction of a calculation error.

**DOUGLAS COUNTY, COLORADO**  
**Principal Property Tax Payers,**  
**Current Year and Ten Years Ago**

Taxpayer	2024 Assessed Value Valuation	Rank	% of Total Cty Assessed Value	Taxpayer	2015 Assessed Value Valuation	Rank	% of Total Cty Assessed Value
Park Meadows Mall LLC (8401)	\$ 89,256,930	1	0.80%	Park Meadows Mall LLC	\$ 74,436,090	1	1.33%
HCA Health One LLC	73,480,130	2	0.66%	HCA HealthOne LLC	69,616,450	2	1.25%
Kaiser Foundations Hospitals	32,642,990	3	0.29%	Intermountain Rural Elec Assn	60,593,490	3	1.08%
Charles Schwab Lone Tree, LLC	30,792,110	4	0.28%	Public Service Co of Colo (Xcel)	54,587,400	4	0.98%
Craig Realty Group Castle Rock LLC	21,248,820	5	0.19%	Century Link (was Qwest Corporation)	37,414,700	5	0.67%
TCLT LH LLC & TCLT LH II LLC	19,936,580	6	0.18%	Kaiser Foundation Hospitals	34,582,440	6	0.62%
Plaza Drive Properties, LLC	16,485,970	7	0.15%	CS Lone Tree	27,245,500	7	0.49%
Windsor At Meridian LLC	13,978,880	8	0.13%	Portercare Adventist Health System	26,891,800	8	0.48%
I&G Pac Santa Fe LLC	13,480,620	9	0.12%	Century Link Communications	21,558,500	9	0.39%
Retreat At Park Meadows LLC	13,014,750	10	0.12%	Plaza Drive Properties LLC	19,856,400	10	0.36%
<b>Total Principal Taxpayers</b>	<b>\$ 324,317,780</b>		<b>2.92%</b>	<b>Total Principal Taxpayers</b>	<b>\$ 426,782,770</b>		<b>7.63%</b>
Total Taxable Assessed Value	\$ 11,090,029,570			Total Taxable Assessed Value	\$ 5,591,169,310		

Source: Douglas County Treasurer

**DOUGLAS COUNTY, COLORADO**  
**Property Tax Levies and Collections**  
**Last Ten Fiscal Years**

Fiscal Year	Taxes levied for the Fiscal Year	Collected within the Fiscal Year of the Levy		Collections in Subsequent Years	Total Collections to Date	
		Amount	Percentage of Levy		Amount	Percentage of Levy
2015	\$ 106,022,821	\$ 105,962,960	99.94%	\$ 59,794	\$ 106,022,754	100.00%
2016	124,328,354	123,706,466	99.50%	614,640	124,321,106	99.99%
2017	123,642,670	123,611,361	99.97%	24,739	123,636,100	99.99%
2018	140,813,075	140,751,140	99.96%	61,865	140,813,005	100.00%
2019	142,891,133	142,842,448	99.97%	48,367 *	142,890,815	100.00%
2020	157,035,234	156,867,763	99.89%	164,445	157,032,208	100.00%
2021	161,148,123	161,073,594	99.95%	71,911	161,145,505	100.00%
2022	169,399,395	169,321,979	99.95%	74,999	169,396,978	100.00%
2023	169,854,184	169,797,413	99.97%	46,513	169,843,926	99.99%
2024	230,006,320	229,825,783	99.92%	-	229,825,783	99.92%

Source: Douglas County Treasurer

\*There was an omitted property for a company that we received from the Assessor in December, 2018 - \$112,182 and 2019 - \$114,978 that was paid in January 2020. Therefore 2019 uncollected taxes went up, which created a negative subsequent years collections.

**DOUGLAS COUNTY, COLORADO**  
**Ratios of Outstanding Debt by Type,**  
**Last Ten Fiscal Years**

<b>General Bonded Debt</b>			<b>Parks Sales &amp; Open Space</b>					<b>Justice Center</b>
<b>General Obligation Bonds</b>	<b>Percentage of Assessed Property Value</b>		<b>Use Tax Rev. Bonds Ser. 2002</b>	<b>Sales &amp; Use Tax Rev. Bonds Ser. 2002</b>	<b>Road Imp. Sales &amp; Use Tax Rev Bonds Ser. 2004</b>	<b>Parks Sales &amp; Use Tax Rev. Bonds Ser. 2004</b>	<b>Open Space Sale &amp; Use Tax Refunding Bond 2009</b>	<b>Refunding Bonds Ser. 2005</b>
2015	\$ -	0.00%	\$ -	\$ -	\$ -	\$ -	\$ 9,153,541	\$ -
2016	-	0.00%	-	-	-	-	7,425,317	-
2017	-	0.00%	-	-	-	-	5,647,091	-
2018	-	0.00%	-	-	-	-	3,813,869	-
2019	-	0.00%	-	-	-	-	1,905,000	-
2020	-	0.00%	-	-	-	-	-	-
2021	-	0.00%	-	-	-	-	-	-
2022	-	0.00%	-	-	-	-	-	-
2023	-	0.00%	-	-	-	-	-	-
2024	-	0.00%	-	-	-	-	-	-

**Other Governmental Activities Debt**

	<b>Road Imp Sales &amp; Use Tax Rev Bonds Ser. 2010</b>	<b>Open Space Refunding Bonds 2012</b>	<b>Lease Liability</b>	<b>Subscription Liability</b>	<b>Capital Leases</b>	<b>Total Primary Government (1)</b>	<b>Percentage of Personal Income</b>	<b>Percentage of Assessed Property Value</b>	<b>Total Outstanding Debt Per Capita</b>
2015	\$ 5,986,040	\$ 9,965,000				\$ 25,104,581	0.12%	0.45%	\$ 77
2016	4,547,030	9,180,000	-	-	1,470,300	22,622,647	0.10%	0.40%	67.33
2017	3,073,020	8,375,000	-	-	1,102,725	18,197,836	0.07%	0.29%	52.59
2018	1,559,010	7,555,000	-	-	735,150	13,663,029	0.05%	0.21%	38.16
2019	-	6,715,000	-	-	367,575	8,987,575	0.03%	0.12%	24.29
2020	-	5,855,000	-	-	-	5,855,000	0.02%	0.08%	15.45
2021	-	2,965,000	-	-	-	2,965,000	0.01%	0.04%	7.94
2022	-	-	7,180,051	-	-	7,180,051	0.02%	0.09%	19.44
2023	-	-	8,284,743	14,303,332	-	22,588,075	0.06%	0.22%	59.21
2024	-	-	7,891,381	12,167,494	-	20,058,875	0.05%	0.00%	52.25

Source: Douglas County Annual Comprehensive Financial Report  
(1) - Presented net of original issue premium/(discount)

**DOUGLAS COUNTY, COLORADO**  
**Legal Debt Margin Information,**  
**Last Ten Fiscal Years**

	<u>2015</u>	<u>2016</u>	<u>2017</u>	<u>2018</u>	<u>2019</u>
Debt limit	\$ 100,312,246	\$ 102,259,756	\$ 112,674,618	\$ 115,044,289	\$ 127,780,810
Total net general obligation debt	<u>-</u>	<u>-</u>	<u>-</u>	<u>-</u>	<u>-</u>
Legal debt margin	<u>\$ 100,312,246</u>	<u>\$ 102,259,756</u>	<u>\$ 112,674,618</u>	<u>\$ 115,044,289</u>	<u>\$ 127,780,810</u>
Total net debt applicable to the limit as a percentage of debt limit	0.00%	0.00%	0.00%	0.00%	0.00%

	<u>2020</u>	<u>2021</u>	<u>2022</u>	<u>2023</u>	<u>2024</u>
Debt limit	\$ 131,104,316	\$ 141,891,608	\$ 142,771,147	\$ 206,095,346	\$ 209,797,333
Total net general obligation debt	<u>-</u>	<u>-</u>	<u>-</u>	<u>-</u>	<u>-</u>
Legal debt margin	<u>\$ 131,104,316</u>	<u>\$ 141,891,608</u>	<u>\$ 142,771,147</u>	<u>\$ 206,095,346</u>	<u>\$ 209,797,333</u>
Total net debt applicable to the limit as a percentage of debt limit	0.00%	0.00%	0.00%	0.00%	0.00%

**Legal Debt Margin Calculation**

Assessed Value	\$ 12,296,207,520
Exempt Property Assessed Value	1,690,281,330
Total Assessed Value	<u>\$ 13,986,488,850</u>
<b>Debt Limit</b>	
1-1/2% of Total Assessed Value	\$ 209,797,333
<b>Computation of Legal Debt Margin</b>	
Less: Amount of Current Debt	-
Applicable to Debt Limit	-
General Obligation Bonded Debt	<u>-</u>
<b>Legal Debt Margin</b>	<u><u>\$ 209,797,333</u></u>

Source: Douglas County Assessor

**DOUGLAS COUNTY, COLORADO**  
**Revenue Bond Coverage,**  
**Last Ten Fiscal Years**

FISCAL YEAR	SALES & USE TAX		INTEREST ON RESERVES		TOTAL REVENUE	DEBT SERVICE REQUIREMENTS			COVERAGE
						PRINCIPAL	INTEREST	TOTAL	
2015	\$ 8,608,371	[1]	\$ 187,060		\$ 8,795,431	\$ 2,390,000	[3] \$ 589,730	[3] \$ 2,979,730	2.95
	15,357,056	[2]	429,190		15,786,246	1,355,000	[4] 236,625	[4] 1,591,625	9.92
2016	8,827,629	[1]	199,477		9,027,106	2,460,000	[3] 524,456	[3] 2,984,456	3.02
	15,686,093	[2]	416,188		16,102,281	1,385,000	[4] 202,750	[4] 1,587,750	10.14
2017	9,469,266	[1]	277,930		9,747,196	2,530,000	[3] 457,250	[3] 2,987,250	3.26
	17,225,547	[2]	535,133		17,760,680	1,420,000	[4] 161,200	[4] 1,581,200	11.23
2018	9,880,966	[1]	226,390		10,107,356	2,600,000	[3] 383,800	[3] 2,983,800	3.39
	17,965,773	[2]	861,388		18,827,161	1,460,000	[4] 118,600	[4] 1,578,600	11.93
2019	10,840,830	[1]	-		10,840,830	2,680,000	[3] 303,788	[3] 2,983,788	3.63
	20,558,462	[2]	-		20,558,462	1,505,000	[4] 60,200	[4] 1,565,200	13.13
2020	11,545,083	[1]	-		11,545,083	2,765,000	[3] 221,244	[3] 2,986,244	3.87
2021	14,411,844	[1]	-		14,411,844	2,890,000	[3] 126,468	[3] 3,016,468	4.78
2022	-		-		-	2,965,000	[3] 63,693	[3] 3,028,693	-
2023	-		-		-	-	-	-	-
2024	-		-		-	-	-	-	-

[1] Open Space lands portion of 0.17% open space, parks and trails sales and use tax imposed by the voter effective January 1, 1995.

The pledged revenue is deposited in the Open Space, Trails and Parks Sales and Use Tax Fund.

[2] Road Sales and Use Tax imposed by the voters in the amount of 0.40% on January 1, 1996. The pledged revenue is deposited in

the Road Sales and Use Tax Fund.

[3] Open Space Sales and Use Tax Revenue Refunding Bonds, Series 2009. Series 2012. Final payment in 2022.

[4] Road Improvement Sales and Use Tax Revenue Bonds, Series 2010

[5] Incorrect amount reflected in 2014. Balance adjusted in 2015.

Source: Douglas County Annual Comprehensive Financial Reports

**DOUGLAS COUNTY, COLORADO**  
**Demographic and Economic Statistics,**  
**Last Ten Fiscal Years**

Year	Estimated	Personal	Total	Median	Average	Public	School	Unemploy- ment
	Population [1]	Income Per Capita [2]	Personal Income (In Thousands) [2]		Household	School Enroll- ment[3]	Enrollment % of Population	
2015	328,990	\$ 65,999	\$ 21,713,011	37.2	2.84	66,702	20.3%	2.6%
2016	336,000	67,139	22,558,704	37.6	2.76	66,896	19.9%	2.8%
2017	346,000	71,208	24,637,968	38.9	2.75	67,470	19.5%	2.6%
2018	358,000	75,255	26,941,290	38.1	2.81	67,597	18.9%	3.4%
2019	370,000	78,455	29,028,350	38.1	2.79	67,591	18.3%	2.8%
2020	379,000	78,980	29,933,420	38.5	2.52	67,305	17.8%	6.3%
2021	373,275 [6]	79,770	29,776,147	39.3	2.75	62,979	16.9%	5.2%
2022	378,000	90,341	32,412,414	39.3	2.70	63,876	16.9%	2.3%
2023	381,500	99,168	37,286,156	39.7	2.72	62,341	16.3%	3.0%
2024	383,911	102,928	39,514,603	39.8	2.70	61,409	16.0%	4.3%

[1] Douglas County Department of Community Development

[2] Bureau of Economic Analysis, Washington D.C.

[3] Douglas County School District

[4] US Census Bureau

[5] Douglas County Budget Book

[6] Community Development found an error in calculating estimates for 2020, adjusted 2021 estimate.

Figures included in this schedule represents the most recent data available.

Data is estimated and is subject to change based on updated information.

\*\*2020 Per Capita Income was adjusted (in 2021) to actual data provided by Bureau of Economic Analysis.

\*\*2021 Personal Income Per Capita and Total Personal income estimated using the .01 change for personal income from '20 to '21 that the Bureau of Economic Analysis office has estimated for the State of Colorado.

**DOUGLAS COUNTY, COLORADO**  
**Principal Employers,**  
**Current Year and Ten Years Ago**

Employer	2024			Employer	2015		
	Employees	Rank	% of Total County Employment		Employees	Rank	% of Total County Employment
Douglas County School District	8,500	1	3.95%	Douglas County School District	5,563	1	3.37%
Charles Schwab	3,800	2	1.76%	Charles Schwab	2,400	2	1.45%
DISH Network	1,900	3	0.88%	Echostar Communications	2,010	3	1.22%
Douglas County Government	1,491	4	0.69%	CH2M Hill	1,660	4	1.01%
Sky Ridge Medical Center	1,300	5	0.60%	Healthone: Sky Ridge Medical	1,220	5	0.74%
Lockheed	1,300	6	0.60%	Western Union	1,210	6	0.73%
Kiewit	1,300	7	0.60%	Douglas County Government	1,146	7	0.69%
Sequoia One	1,000	8	0.46%	Centura: Parker Adventist Hospital	1,110	8	0.67%
Western Union	900	9	0.42%	Information Handling Services	980	9	0.59%
Wind Crest	900	10	0.42%	Specialized Loan Servicing	940	10	0.57%
<b>Total for Principal Employers</b>	<b>22,391</b>		<b>10.4%</b>	<b>Total for Principal Employers</b>	<b>18,239</b>		<b>11.1%</b>
Total Employment in Douglas County	215,300			Total Employment in Douglas County	164,964		
Total Labor Force in Douglas County	224,147						

Source: WWW.METRODENVER.ORG; Douglas County School District  
[www.colmigateway.com](http://www.colmigateway.com), <https://www.douglas.co.us/about-us/business-data/>

**DOUGLAS COUNTY, COLORADO**  
**Budgeted Full-time Equivalent County Employees by Function/Program,**  
**Last Ten Fiscal Years**

<b>Function/Program</b>	<b>2015</b>	<b>2016</b>	<b>2017</b>	<b>2018</b>	<b>2019</b>	<b>2020</b>	<b>2021</b>	<b>2022</b>	<b>2023</b>	<b>2024</b>
<b>General government</b>										
Board of County Commissioners	29.75	33.50	33.25	35.35	36.35	39.25	36.25	39.25	39.25	39.25
Clerk and Recorder	71.50	80.50	73.50	78.50	94.50	98.75	107.75	103.75	97.25	99.25
Treasurer/Public Trustee*	11.75	10.00	10.00	10.00	10.00	13.00	11.00	11.75	11.75	11.75
Assessor	46.00	46.00	45.00	45.00	47.00	47.00	47.00	47.00	46.00	46.00
Finance	17.50	17.50	16.50	10.00	10.00	11.75	12.00	12.00	13.00	13.00
Budget	-	-	-	7.00	7.50	4.00	4.00	4.00	3.00	3.00
Human Resources	7.50	10.00	10.00	9.75	10.00	10.00	10.00	11.50	14.00	14.00
Information Technology	62.50	63.50	63.50	64.50	67.50	73.00	73.00	74.00	71.00	71.00
Facilities/Fleet/Emergency Svcs	79.25	82.50	78.75	79.75	80.75	77.00	77.00	79.00	80.00	80.00
Public Health Administration	-	-	-	-	-	-	2.00	41.00	44.00	44.00
Mental Health Initiative	-	-	-	-	-	-	2.00	3.00	3.00	3.00
<b>Judicial</b>										
Community Justice Services	17.00	18.00	17.25	16.50	16.25	17.25	18.50	16.50	16.50	16.50
<b>Public Safety</b>										
Sheriff	469.75	490.50	497.25	510.75	515.50	531.50	541.50	568.00	560.00	572.00
Rocky Mtn. HIDTA	-	-	-	-	-	-	12.00	12.00	12.00	12.00
Coroner	8.00	8.00	9.00	9.00	10.00	9.00	9.00	9.00	12.00	12.00
<b>Safety and Mental Health</b>										
School Resource Officers	-	-	-	-	11.00	30.00	30.00	30.00	42.00	42.00
<b>Community Planning &amp; Sustainable Development</b>										
Planning Administration	3.00	3.00	2.00	3.00	3.00	3.00	3.00	3.00	3.00	3.00
Planning & Zoning Services	28.21	30.21	34.00	33.00	34.00	34.00	34.00	35.00	37.50	37.50
Community Services-Grants	1.00	1.00	1.00	1.00	1.00	1.00	1.00	1.00	1.00	-
CDOT Mobility Mgmt GT	-	-	-	-	-	-	-	-	-	1.00
Homeless Initiative	-	-	-	-	-	-	-	3.00	6.00	6.00
Parks Administration and Maintenance	18.00	18.00	22.00	22.00	22.00	18.00	18.00	19.00	27.00	27.00
Curator	-	-	-	-	-	1.00	1.00	1.00	1.00	1.00
Rueter-Hess Reservoir	-	-	-	-	-	-	-	-	7.00	7.00
Economic Development and Assistance	2.00	1.00	1.00	1.00	1.00	-	-	-	-	-
Community Development Block Grant	1.79	1.79	-	-	-	-	-	-	-	-
<b>Public Works-Engineering</b>										
Building Development Services	32.25	32.75	34.75	34.50	34.75	35.00	35.00	36.75	34.75	34.75
Engineering	54.75	55.75	54.75	55.00	45.00	43.00	42.00	42.00	38.00	37.00
Traffic Services	18.00	18.00	18.00	18.00	29.00	30.00	31.00	32.00	33.00	36.00
<b>Public Works</b>										
Weed Control	5.00	5.00	5.00	5.00	5.00	5.00	5.00	5.00	4.00	4.00
Maintenance of Condition	67.00	64.00	69.00	69.00	70.00	70.00	70.00	73.00	70.00	70.00
Roads and Bridge Administration	5.75	6.00	6.00	6.00	6.00	6.00	6.00	6.00	6.00	7.00
Sanitation Operating	0.20	0.20	0.20	0.30	0.30	0.30	0.30	0.30	0.30	0.30
<b>Health and Human Services</b>										
Administration Block Grant	28.65	25.65	26.65	30.00	42.00	48.42	47.92	50.50	49.00	49.00
Other Health Services	42.75	47.75	53.25	54.00	60.25	67.28	71.13	69.00	79.00	79.00
Senior Services	1.60	1.60	2.60	2.00	2.00	2.55	2.55	4.00	4.00	4.00
<b>Open Space and Natural Resources</b>										
Natural Resources	2.20	1.70	1.70	1.70	1.70	1.70	1.70	1.70	1.00	1.00
Operations and Maintenance	7.80	7.30	7.30	7.30	7.30	8.30	8.30	9.40	9.00	-
Administration	-	-	-	-	-	-	-	-	11.00	11.00
Surveyor	-	-	-	-	-	-	-	0.10	0.10	0.10
<b>Total County Employees</b>	<b>1,140.45</b>	<b>1,180.70</b>	<b>1,193.20</b>	<b>1,218.90</b>	<b>1,280.65</b>	<b>1,336.05</b>	<b>1,370.90</b>	<b>1,453.50</b>	<b>1,486.40</b>	<b>1,494.40</b>
Public Trustee	5.00	5.00	4.00	4.00	4.00	-	-	-	-	-
<b>TOTAL</b>	<b>1,145.45</b>	<b>1,185.70</b>	<b>1,197.20</b>	<b>1,222.90</b>	<b>1,284.65</b>	<b>1,336.05</b>	<b>1,370.90</b>	<b>1,453.50</b>	<b>1,486.40</b>	<b>1,494.40</b>

Source: Douglas County Budget Department  
\*Public Trustee office combined with Treasurer in 2020

**DOUGLAS COUNTY, COLORADO**  
**Operating Indicators by Function/Program,**  
**Last Ten Fiscal Years**

Function/Program	2015	2016	2017	2018	2019	2020	2021	2022	2023	2024
<b>General government</b>										
<b>Board of County Commissioners</b>										
Number of Public meetings held	52	51	53	56	55	58	52	49	49	52
Live Town Hall meetings held	0	0	0	0	0	0	7	5	11	7
Number of Resolutions passed	160	147	119	144	155	128	150	138	128	148
Total claims processed by Risk Management	254	171	176	232	Not Avail	Not Avail	290	320	263	246
Television stations operated	2	2	1	0	0	1	1	1	1	1
External web sites managed	7	7	7	7	7	7	6	5	5	8
Internal web sites managed	1	1	1	1	1	1	1	1	1	1
<b>Clerk and Recorder</b>										
Motor Vehicle registrations processed	460,103	Not Avail	433,472	Not Avail	Not Avail	374,958	367,767	357,197	363,253	389,849
Total motor vehicle transactions processed	655,659	Not Avail	561,685	Not Avail	Not Avail	Not Avail	546,330	388,320	562,745	576,264
Documents recorded	94,992	99,154	89,290	79,757	91,643	134,036	145,326	82,374	57,013	12,487
Marriage licenses issued	1,475	1,463	1,657	1,647	1,650	1,687	2,137	2,659	2,797	59,988
Civil Unions	3	3	3	6	3	7	7	18	16	3,089
Number of resolutions	160	147	119	144	155	128	150	138	128	17
New and cancelled voter registrations	22,781	27,532	13,683	80,011	90,857	114,465	80,726	89,185	86,749	95,359
Elections supported	12	15	26	31	19	31	18	27	22	38
<b>County Assessor</b>										
Number of parcels assessed	138,712	142,000	144,409	148,969	152,546	155,962	159,396	160,993	162,378	165,446
<b>Community Development</b>										
Total permits issued	17,555	18,019	11,739	11,135	12,461	10,802	13,713	12,572	17,856	14,987
Inspections completed	79,305	74,577	63,929	68,989	64,942	60,581	71,143	85,313	80,245	70,843
Number of CDBG applications received	24	0 (1)	0 (1)	0 (1)	0 (1)	0 (1)	0	0	0	0
<b>Finance</b>										
Journal entries processed	1,324	1,360	1,252	1,137	800	954	930	959	1,061	1,287
Purchase orders issued	655	695	641	615	621	745	658	993	992	977
AP Payments Issued (ACH/Checks/Wires)	10,402	10,517	10,152	9,979	9,456	9,945	8,809	9,760	10,783	14,045
Payroll payments issued (ACH/checks)	14,929	15,762	16,161	15,672	16,828	15,893	17,376	17,659	19,396	20,993
<b>Human Resources</b>										
Applications processed	3,695	6,117	6,126	5,057	6,434	5,151	4,053	5,883	6,152	7,204
Tuition reimbursement applications	35	48	39	56	54	45	58	51	33	31
HR training participants	415	479	509	1,864	2,181	1,225	2,615	2,303	2,382	2,248
<b>Information Technology</b>										
Number of PC's supported	2,166	1,978	2,181	2,551	2,610	2,541	2,553	2,655	2,483	3,020
Number of support tickets closed	13,415	8,819	9,587	10,000	9,578	8,484	7,842	8,988	13,085	18,058
<b>Public safety</b>										
<b>Sheriff</b>										
Total crimes reported	11,312	12,101	13,450	14,054	13,306	13,608	14,691	14,377	14,030	13,359
Calls for service	120,140	137,337	146,294	142,289	145,045	115,655	103,276	100,257	110,555	117,770
Calls for service (citizen-initiated only)	52,887	57,620	58,438	57,708	59,416	54,920	56,717	55,738	55,397	64,537
Vehicle Accidents	2,050	2,149	2,092	1,978	2,009	1,349	1,625	1,827	1,987	2,001
Total Civil Process Served	2,313	2,512	2,195	2,061	2,140	1,288	1,545	1,764	2,164	2,244
Jail average daily population (ADP)	284	270	337	327	319	267	322	413	388	364
Number of Bookings	5,715	7,106	7,665	7,364	7,689	4,571	5,336	6,055	6,103	6,176
External web sites managed	1	1	1	1	2	2	4	4	4	4
Internal web sites managed	1	1	1	1	1	1	1	1	1	1
<b>Coroner</b>										
Number of cases investigated	1320	1398	1366	1442	1629	2066	2303	2359	2320	2221
Autopsies performed	156	164	150	169	171	206	240	235	244	203
<b>Health, welfare and sanitation</b>										
<b>Human Services</b>										
TEFAP clients served (households)	2,675	2,669	2,668	3,166	2,995	2,925	2,218	2,548	3,221	3,545
Individuals receiving commodities	9,321	9,079	9,204	10,546	10,264	9,818	7,243	8,007	10,729	12,276
<b>Culture and recreation</b>										
<b>Parks Administration and Maintenance</b>										
Park reservations	4,445	4,393	5,354	5,600	6,140	5,945	4,790	4,221	6,564	6,782
<b>Fairgrounds</b>										
Number of event bookings	2,144	1,955	1,949	1,698	1,292	293 (2)	872	1,512	1,247	1,311
<b>Economic Development and Assistance</b>										
Number of groups serving as liaison to	15	15	15	15	15	16	16	17	17	16

Source: Various County Agencies.

Note:

(1) Douglas County BOCC voted to decline the CDBG grant funds 2016-2020.

(2) Due to COVID restrictions there were significantly less reservations in 2020.

**DOUGLAS COUNTY, COLORADO**  
**Capital Asset Statistics by Function/Program,**  
**Last Ten Fiscal Years**

<b>Function/Program</b>	<b>2015</b>	<b>2016</b>	<b>2017</b>	<b>2018</b>	<b>2019</b>	<b>2020</b>	<b>2021</b>	<b>2022</b>	<b>2023</b>	<b>2024</b>
<b>General government</b>										
<b>Facilities Maintenance</b>										
Facility square footage	1,332,368	1,332,368	1,408,961	1,435,456	1,436,676	1,442,510	1,445,319	1,446,664	1,446,664	1,586,409
Number of facilities	29	29	31	33	34	35	35	36	36	55
<b>Highways and Streets</b>										
<b>Public Works Administration</b>										
Center line miles maintained (primary)	352	349	N/A	348	348	345	345	347	345	349
Center line miles maintained (secondary)	758	778	N/A	799	799	832	847	860	866	874
Lane miles maintained (primary)	844	834	N/A	831	1,199	1,189	1,182	1,188	1,182	1,200
Lane miles maintained (secondary)	1,536	1,575	N/A	1,617	2,308	2,407	2,459	2,505	2,525	2,548
<b>Fleet Management</b>										
Numbers of vehicles / equipment	983	1,047	1,102	1,084	1,126	1,213	1,203	1,241	1,255	1,315
<b>Culture and recreation</b>										
<b>Parks Administration and Maintenance</b>										
Local parks (acres)	113	113	113	113	113	113	113	113	155	156
Regional parks (acres)	1,120	1,120	1,120	1,120	1,120	1,120	1,120	1,120	1,233	3,962
Softball/baseball fields	11	11	11	11	11	11	11	11	11	11
Multi-purpose fields (soccer/football)	20	22	24	24	24	24	24	24	13	13
Volleyball courts	3	3	3	3	3	3	3	3	3	3
Basketball courts	3	3	3	3	3	3	3	3	5	5
Playgrounds	12	12	12	12	12	12	12	12	13	13
8' Concrete trail (miles)	20	20	20	20	20	20	21	21	26	29
8' Crusher fine trail (miles)	43	43	43	43	43	43	49	49	51	49
<b>Open Space</b>										
Open space preserved (acres)	49,272	49,478	63,037	63,037	63,037	64,544	64,544	65,530	65,530	66,014
Miles of soft-surface trails maintained/patrolled	77	77	77	90	90	101	101	101	110	115
Parcels owned/maintained/patrolled in subdivisions	450	450	450	450	450	450	450	450	450	450
Trailheads maintained/patrolled	10	10	10	10	10	11	11	11	11	11
Trail Usage-Visitors	222,201	436,140	568,572	569,352	543,297	706,591	660,723	521,559	526,546	520,153

Source: Douglas County Government





Finance Department  
100 Third Street  
Castle Rock, CO 80104  
303.660.7430  
[www.douglas.co.us/finance](http://www.douglas.co.us/finance)

